


Sharma Potentiometers

WIW3224 SMD Trimmer Potentiometer



Features

- Surface Mount
- 4mm Square
- Multi-turns / Cermet
- Industrial / Sealed

Electrical Characteristics

Standard Resistance Range
10 to 1 megohms
(see standard resistance table)

Resistance Tolerance
±10% std.
(tighter tolerance available)

Absolute Minimum Resistance
1% or 2 ohms max.
(whichever is greater)

Contact Resistance Variation
3% or 3 ohms max.
(whichever is greater)

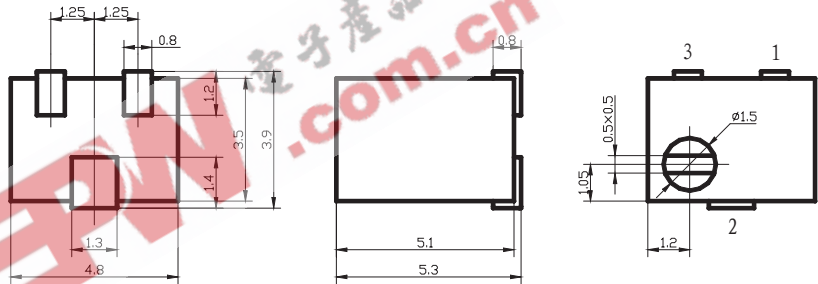
Resolution
Essentially Infinite

Insulation Resistance
500 vdc
1,000 megohms min.

Dielectric Strength
101.3 kPa 600 vac
8.5 kPa 250 vac

Effective Travel
11 turns nom.

WIW3224 Dimensions



Environmental Characteristics

Power Rating (200 volts max.)
0.25 watt (70°C) , 0 watt (125°C)

Temperature Range
-55°C to +125°C

Temperature Coefficient
±100ppm/°C

Vibration
98 m/s²
(1% Δ TR; 1% Δ VR)

Shock
490 m/s²
(1% Δ TR; 1% Δ VR)

Load Life
1,000 hours 0.25 watt @ 70°C
(3% Δ TR; 3% or 3 ohm,
whichever is greater, CRV)

Rotational Life
200 cycles
(3% Δ TR; 3% or 3 ohm,
whichever is greater, CRV)

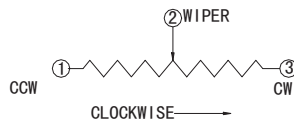
Thermal Shock
5 cycles
(2% Δ TR; 1% Δ VR)

Physical Characteristics

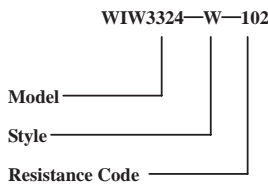
Torque
25 mN • m max.

Mechanical Stops
Wiper idles

Wiper
Set at 50% nominal



How to order



standard Resistance Table

Resistance (Ohms)	Resistance Code
10	100
20	200
50	500
100	101
200	201
500	501
1,000	102
2,000	202
5,000	502
10,000	103
20,000	203
25,000	253
50,000	503
100,000	104
200,000	204
250,000	254
500,000	504
1,000,000	105

Special resistance available

Detail Specification: Q/RYS15-2003