

Distributor: [Electro-Stock www.electrostock.com](http://www.electrostock.com) Tel: 630-682-1542 Fax: 630-682-1562

FEATURES:

- Switching capacity up to 20A
- Small size and light weight
- Low coil power consumption
- High contact load
- Strong resistance to shock and vibration



UL US **E197851**

L x 27.6 x 26.0 mm

CONTACT DATA

Contact Arrangement	1A, 1B, 1C = SPST N.O., SPST N.C., SPDT 2A, 2B, 2C = DPST N.O., DPST N.C., DPDT 3A, 3B, 3C = 3PST N.O., 3PST N.C., 3PDT 4A, 4B, 4C = 4PST N.O., 4PST N.C., 4PDT
Contact Rating	1 Pole: 20A @ 277VAC & 28VDC 2 Pole: 12A @ 250VAC & 28VDC; 10A @ 277VAC; ½ hp @ 125VAC 3 Pole: 12A @ 250VAC & 28VDC; 10A @ 277VAC; ½ hp @ 125VAC 4 Pole: 12A @ 250VAC & 28VDC; 10A @ 277VAC; ½ hp @ 125VAC
Contact Resistance	< 50 milliohms initial
Contact Material	AgCdO
Maximum Switching Power	5540VA, 560W
Maximum Switching Voltage	300VAC
Maximum Switching Current	20A

DC COIL DATA

Coil Voltage VDC		Coil Resistance Ω ± 10%			Pick Up Voltage VDC (max)	Release Voltage VDC (min)	Coil Power W	Operate Time ms	Release Time ms
Rated	Max.	.9W	1.4W	1.5W	75% of rated voltage	10% of rated voltage			
6	6.6	40	N/A	N/A	4.5	.6	.9 1.4 1.5	25	25
12	13.2	160	100	96	9.0	1.2			
24	26.4	650	400	360	18	2.4			
36	39.6	1500	900	865	27	3.6			
48	52.8	2600	1600	1540	36	4.8			
110	121.0	11000	8400	6800	82.5	11.0			
220	242.0	53778	34571	32267	165.0	22.0			

AC COIL DATA

Coil Voltage VAC		Coil Resistance Ω ± 10%			Pick Up Voltage VDC (max)	Release Voltage VDC (min)	Coil Power W	Operate Time ms	Release Time ms
Rated	Max.	1.2VA	2.0VA	2.5VA	80% of rated voltage	30% of rated voltage			
6	6.6	11.5	N/A	N/A	4.8	1.8	1.2 2.0 2.5	25	25
12	13.2	46	25.5	20	9.6	3.6			
24	26.4	184	102	80	19.2	7.2			
36	39.6	370	230	180	28.8	10.8			
48	52.8	735	410	320	38.4	14.4			
110	121.0	3900	2300	1680	88.0	33.0			
120	132.0	4550	2530	1990	96.0	36.0			
220	242.0	14400	8600	3700	176.0	66.0			
240	312.0	19000	10555	8280	192.0	72.0			

GENERAL DATA

Electrical Life @ rated load	100K cycles, typical
Mechanical Life	20M cycles (1 & 2 Pole), typical 10M cycles (3 & 4 Pole), typical
Insulation Resistance	100MΩ min @ 500VDC
Dielectric Strength, Coil to Contact	1500V rms min. @ sea level
Contact to Contact	1500V rms min. @ sea level
Shock Resistance	100m/s ² for 11ms
Vibration Resistance	1.27mm double amplitude 10-40Hz
Terminal (Copper Alloy) Strength	10N
Operating Temperature	-40 °C to + 85 °C
Storage Temperature	-40 °C to + 155 °C
Solderability	230 °C ± 2 °C for 10 ± 0.5s
Weight	2C: 40g; 3C: 50g; 4C: 60g

ORDERING INFORMATION

1. Series: WJ151	WJ151	2C	T	12VDC	1.4
2. Contact Arrangement: 1A, 1B, 1C 2A, 2B, 2C 3A, 3B, 3C 4A, 4B, 4C					
3. Termination: T = Solder lugs / Plug-in F = Solder lugs / Plug-in with Flange P = PCB terminals					
4. Coil Voltage: 6VDC / 6VAC 12VDC / 12VAC 24VDC / 24VAC 36VDC / 36VAC 48VDC / 48VAC 110VDC / 110VAC 120VAC 220VAC 240VAC					
5. Coil Power: .9 = 0.9W (DC coil for use with 1 and 2 pole models only) 1.4 = 1.4W (DC coil for use with 3 pole models only) 1.5 = 1.5W (DC coil for use with 4 pole models only) 1.2 = 1.2VA (AC coil for use with 1 and 2 pole models only) 2.0 = 2.0VA (AC coil for use with 3 pole models only) 2.5 = 2.5VA (AC coil for use with 4 pole models only)					
6. Optional LED: Blank = No Indicator LED D = With indicator LED					
7. Sealed Option: Blank = Dust Cover (standard) S = Sealed					
8. Gold Option: Blank = Standard contacts R = Gold flash over standard contacts					
9. Push to Test Option: Blank = Without push to test button T = With push to test button					

Distributor: Electro-Stock www.electrostock.com Tel: 630-682-1542 Fax: 630-682-1562

DIMENSIONS (Units = mm)



1 & 2 POLE



3 POLE



4 POLE

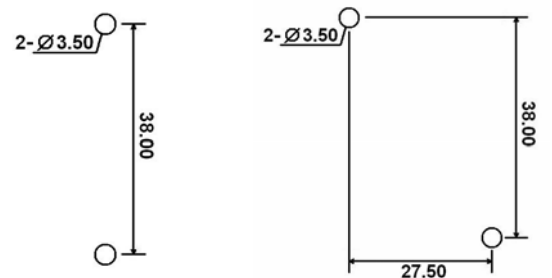


1 & 2 POLE WITH FLANGE

3 POLE WITH FLANGE



4 POLE WITH FLANGE



FLANGE MOUNT LAYOUTS

TERMINATION OPTIONS



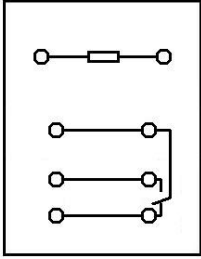
PC PINS



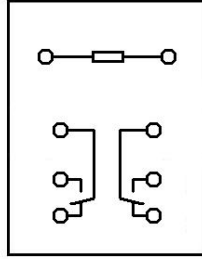
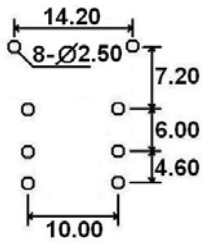
SOLDER TABS

Distributor: Electro-Stock www.electrostock.com Tel: 630-682-1542 Fax: 630-682-1562

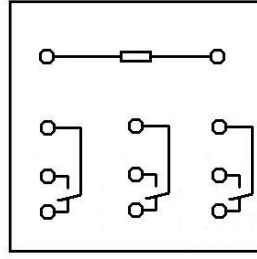
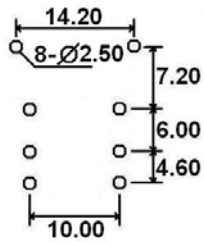
SCHEMATICS & PC LAYOUTS (BOTTOM VIEWS)



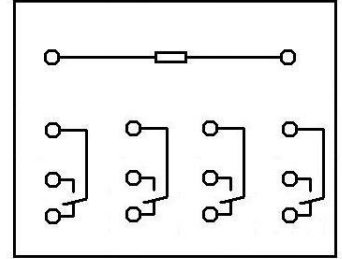
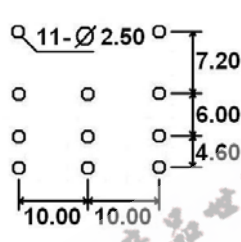
1C



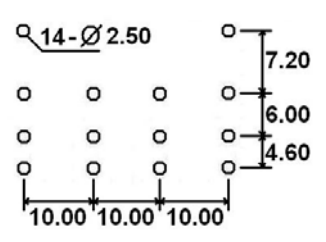
2C



3C



4C



EPW.com.cn 电子产品世界