

Distributor: [Electro-Stock www.electrostock.com](http://www.electrostock.com) Tel: 630-682-1542 Fax: 630-682-1562

FEATURES:

- High sensitivity
- Super light weight
- Low coil power consumption
- PC board mounting
- Ideal for high density mounting

 **E197851**



15.5 x 10.5 x 11.5 mm

CONTACT DATA

| | |
|---------------------------|--|
| Contact Arrangement | 1A = SPST N.O. 1B = SPST N.C. 1C = SPDT |
| Contact Rating | 1A & 3A @ 125VAC, 30VDC 5A @ 125VAC, 30VDC 270VA, 120VAC |
| Contact Resistance | < 50 milliohms initial |
| Contact Material | AgNi + Au |
| Maximum Switching Power | 150W |
| Maximum Switching Voltage | 300VAC, 150VDC |
| Maximum Switching Current | 5A |

COIL DATA

| Coil Voltage VDC | | Coil Resistance $\Omega \pm 10\%$ | | | Pick Up Voltage VDC (max) | Release Voltage VDC (min) | Coil Power W | Operate Time ms | Release Time ms |
|------------------|------|-----------------------------------|------|------|---------------------------|---------------------------|-------------------|-----------------|-----------------|
| Rated | Max. | .20W | .36W | .45W | 75% of rated voltage | 10% of rated voltage | | | |
| 3 | 3.9 | 45 | 25 | 20 | 2.25 | 0.3 | .20 .36 .45 | 5 | 5 |
| 5 | 6.5 | 125 | 75 | 56 | 3.75 | 0.5 | | | |
| 6 | 7.8 | 180 | 100 | 80 | 4.50 | 0.6 | | | |
| 9 | 11.7 | 405 | 225 | 180 | 6.75 | 0.9 | | | |
| 12 | 15.6 | 720 | 400 | 320 | 9.00 | 1.2 | | | |
| 24 | 31.2 | 2880 | 1600 | 1280 | 18.00 | 2.4 | | | |

CAUTION:

1. The use of any coil voltage less than the rated coil voltage may compromise the operation of the relay.
2. Pickup and release voltages are for test purposes only and are not to be used as design criteria.

GENERAL DATA

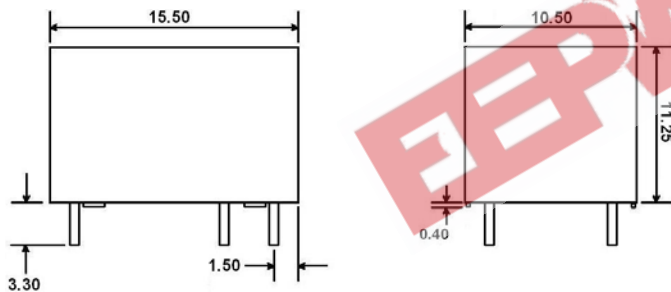
| | |
|--------------------------------------|-------------------------------------|
| Electrical Life @ rated load | 100K cycles, typical |
| Mechanical Life | 10M cycles, typical |
| Insulation Resistance | 100M Ω min @ 500VDC |
| Dielectric Strength, Coil to Contact | 1250V rms min. @ sea level |
| Contact to Contact | 500V rms min. @ sea level |
| Shock Resistance | 100m/s ² for 11ms |
| Vibration Resistance | 1.50mm double amplitude 10-40Hz |
| Terminal (Copper Alloy) Strength | 5N |
| Operating Temperature | -40 °C to + 85 °C |
| Storage Temperature | -40 °C to + 155 °C |
| Solderability | 230 °C \pm 2 °C for 10 \pm 0.5s |
| Weight | 3.5g |

Distributor: Electro-Stock www.electrostock.com Tel: 630-682-1542 Fax: 630-682-1562

ORDERING INFORMATION

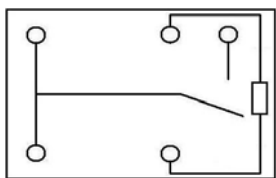
| | | | | | | |
|--|-------|----|---|---|-------|-----|
| 1. Series: | WJ102 | 1C | S | 3 | 12VDC | .45 |
| WJ102 (6 pin configuration) STD | | | | | | |
| WJ102K (5 pin configuration) | | | | | | |
| 2. Contact Arrangement: | | | | | | |
| 1A = SPST N.O. | | | | | | |
| 1B = SPST N.C. | | | | | | |
| 1C = SPDT | | | | | | |
| 3. Sealing Options: | | | | | | |
| S = Sealed | | | | | | |
| 4. Contact Options: | | | | | | |
| 1 = 1 Amp (Requires .2, .36, or .45 Watt coil) | | | | | | |
| 3 = 3 Amp (Requires .2, .36, or .45 Watt coil) | | | | | | |
| 5 = 5 Amp (Requires .45 Watt coil) | | | | | | |
| 5. Coil Voltage: | | | | | | |
| 3VDC | | | | | | |
| 5VDC | | | | | | |
| 6VDC | | | | | | |
| 9VDC | | | | | | |
| 12VDC | | | | | | |
| 24VDC | | | | | | |
| 6. Coil Power: | | | | | | |
| .20 = .20W | | | | | | |
| .36 = .36W | | | | | | |
| .45 = .45W | | | | | | |

DIMENSIONS (Units = mm)

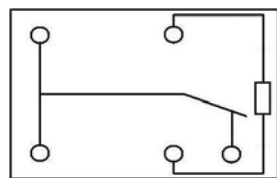


SCHEMATICS & PC LAYOUTS (BOTTOM VIEWS)

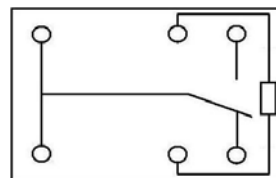
WJ102



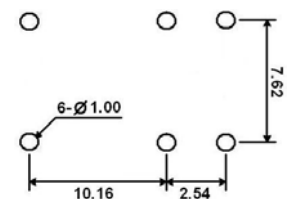
1A



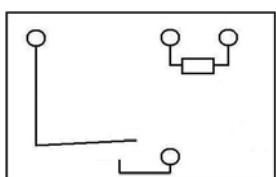
1B



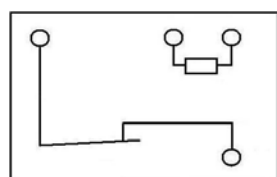
1C



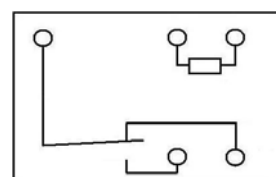
WJ102K



1A



1B



1C

