


CIT RELAY™

WJ110

FEATURES:

- Load capacity of up to 15A
- Small size and light weight
- PC board mounting
- UL/CUL certified

 US E197851



19.5 x 16.2 x 16.5 mm

CONTACT DATA

Contact Arrangement	1A = SPST N.O. 1B = SPST N.C. 1C = SPDT
Contact Rating	5A, 7A, 12A, 15A @ 125VAC & 28VDC
Contact Resistance	< 50 milliohms initial
Contact Material	AgCdO
Maximum Switching Power	420W
Maximum Switching Voltage	380VAC, 110VDC
Maximum Switching Current	15A

COIL DATA

Coil Voltage VDC		Coil Resistance $\Omega \pm 10\%$		Pick Up Voltage VDC (max)	Release Voltage VDC (min)	Coil Power W	Operate Time ms	Release Time ms
Rated	Max.	.36W	.45W	75% of rated voltage	10% of rated voltage			
3	3.9	25	20	2.25	0.3	.36 .45	15	5
6	7.8	100	80	4.50	0.6			
9	11.7	225	180	6.75	0.9			
12	15.6	400	320	9.00	1.2			
24	31.2	1600	1280	18.00	2.4			
48	62.4	6400	5120	36.00	4.8			

CAUTION:

1. The use of any coil voltage less than the rated coil voltage may compromise the operation of the relay.
2. Pickup and release voltages are for test purposes only and are not to be used as design criteria.

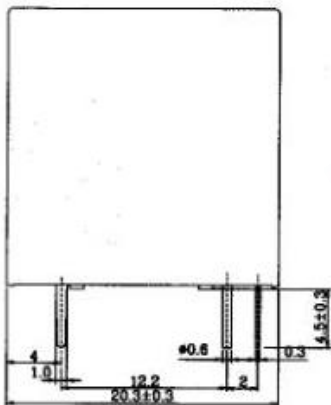
GENERAL DATA

Electrical Life @ rated load	100K cycles, typical
Mechanical Life	10M cycles, typical
Insulation Resistance	100M Ω min @ 500VDC
Dielectric Strength, Coil to Contact	1500V rms min. @ sea level
Contact to Contact	750V rms min. @ sea level
Shock Resistance	100m/s ² for 11ms
Vibration Resistance	1.50mm double amplitude 10-40Hz
Terminal (Copper Alloy) Strength	10N
Operating Temperature	-40 °C to + 85 °C
Storage Temperature	-40 °C to + 155 °C
Solderability	230 °C \pm 2 °C for 10 \pm 0.5s
Weight	13g

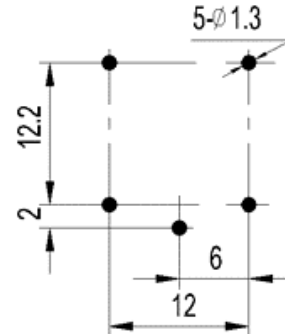
ORDERING INFORMATION

1. Series:	WJ110	1A	S	5	12VDC	.36W
WJ110						
2. Contact Arrangement:	1A = SPST N.O. 1B = SPST N.C. 1C = SPDT					
3. Sealing Options:	S = Sealed					
4. Contact Rating:	5 = 5A 7 = 7A 12 = 12A 15 = 15A					
5. Coil Voltage:	3VDC 6VDC 9VDC 12VDC 24VDC 48VDC					
6. Coil Power:	.36 = .36W .45 = .45W					

DIMENSIONS (Units = mm)



PBC Layout



Schematic

