

FEATURES:

- Low coil power consumption
- High Sensitivity
- Conforms to FCC part 68
- PC board mounting
- Small size, light weight

UL US **E197851**



12.5 x 7.5 x 10.0 mm

CONTACT DATA

Contact Arrangement	1A = SPST N.O. 1C = SPDT
Contact Rating	0.5A @ 125VAC, Resistive, 100K Cycles 1A @ 30VDC, Resistive, 100K Cycles 0.3A @ 60VDC, Resistive, 100K Cycles
Contact Resistance	< 50 milliohms initial
Contact Material	Ag + Au
Maximum Switching Power	30W
Maximum Switching Voltage	125VAC, 60VDC
Maximum Switching Current	2 Amps

COIL DATA

Coil Voltage VDC		Coil Resistance $\Omega \pm 10\%$		Pick Up Voltage VDC (max)	Release Voltage VDC (min)	Coil Power W	Operate Time ms	Release Time ms
Rated	Max.	.15W	.20W	75% of rated voltage	10% of rated voltage			
3	3.9	60	45	2.25	0.3	.15 .20	4.5	1.5
5	6.5	167	125	3.75	0.5			
6	7.8	240	180	4.50	0.6			
9	11.7	540	405	6.75	0.9			
12	15.6	960	720	9.00	1.2			
24	31.2	3840	2880	18.00	2.4			

CAUTION:

1. The use of any coil voltage less than the rated coil voltage may compromise the operation of the relay.
2. Pickup and release voltages are for test purposes only and are not to be used as design criteria.

GENERAL DATA

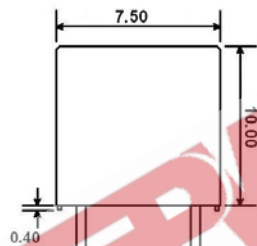
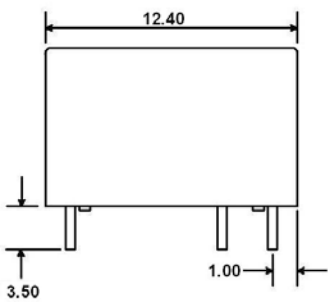
Electrical Life @ rated load	100K cycles, typical
Mechanical Life	5M cycles, typical
Insulation Resistance	100M Ω min @ 500VDC
Dielectric Strength, Coil to Contact	1500V rms min. @ sea level
Contact to Contact	1000V rms min. @ sea level
Shock Resistance	100m/s ² for 11ms
Vibration Resistance	3.30mm double amplitude 10-40Hz
Terminal (Copper Alloy) Strength	5N
Operating Temperature	-40 °C to + 85 °C
Storage Temperature	-40 °C to + 155 °C
Solderability	230 °C \pm 2 °C for 10 \pm 0.5s
Weight	2.2g

Distributor: [Electro-Stock www.electrostock.com](http://www.electrostock.com) Tel: 630-682-1542 Fax: 630-682-1562

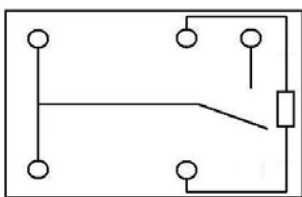
ORDERING INFORMATION

1. Series:	WJ103	1C	12VDC	.20	S
WJ103					
2. Contact Arrangement:					
1A = SPST N.O.					
1C = SPDT					
3. Coil Voltage:					
3VDC					
5VDC					
6VDC					
9VDC					
12VDC					
24VDC					
4. Coil Power:					
.15 = .15 W					
.20 = .20 W					
5. Sealed:					
S = Sealed (standard)					

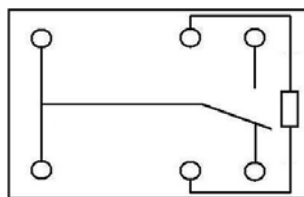
DIMENSIONS (Units = mm)



SCHEMATICS & PC LAYOUT (BOTTOM VIEWS)



1A



1C

