

FEATURES:

- Switching capacity up to 10A
- Small size and light weight
- Low coil power consumption
- High contact load

 **E197852**



20.1 x 9.9 x 15.3 mm

CONTACT DATA

Contact Arrangement	1A = SPST N.O 1C = SPDT
Contact Rating	4.2A @ 277VAC; 5A @ 250VAC 10A @ 125VAC Resistive ¼ hp, 120/250/277VAC TV-5, 120VAC; Pilot Duty: C150
Contact Resistance	< 50 milliohms initial
Contact Material	AgSnO ₂
Maximum Switching Power	150W, 1250VA
Maximum Switching Voltage	300VAC, 60VDC
Maximum Switching Current	10A

COIL DATA

Coil Voltage VDC		Coil Resistance Ω ± 10%		Pick Up Voltage VDC (max)	Release Voltage VDC (min)	Coil Power W	Operate Time ms	Release Time ms
Rated	Max.	.20W	.45W	75% of rated voltage	10% of rated voltage			
3	3.9	45	20	2.25	0.3	.20 .45	10	10
5	6.5	125	55	3.75	0.5			
6	7.8	180	80	4.50	0.6			
9	11.7	400	180	6.75	0.9			
12	15.6	720	320	9.00	1.2			
18	22.8	1620	720	13.50	1.8			
24	31.2	2800	1280	18.00	2.4			
48	62.4	11520	5120	36.00	4.8			

CAUTION:

1. The use of any coil voltage less than the rated coil voltage may compromise the operation of the relay.
2. Pickup and release voltages are for test purposes only and are not to be used as design criteria.

GENERAL DATA

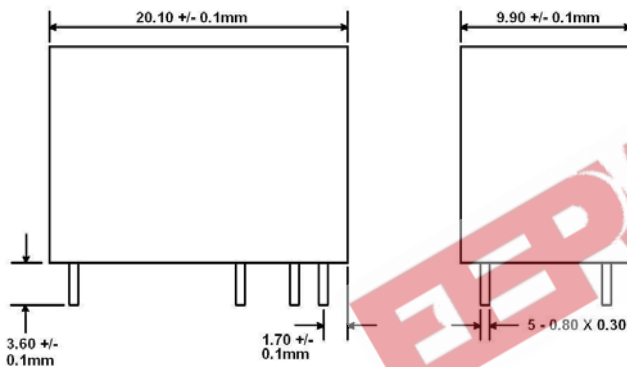
Electrical Life @ rated load	100K cycles, typical
Mechanical Life	10M cycles, typical
Insulation Resistance	100MΩ min @ 500VDC
Dielectric Strength, Coil to Contact	4000V rms min. @ sea level
Contact to Contact	1000V rms min. @ sea level
Shock Resistance	100m/s ² for 11ms
Vibration Resistance	1.50mm double amplitude 10-40Hz
Terminal (Copper Alloy) Strength	10N
Operating Temperature	-40 °C to + 85 °C
Storage Temperature	-40 °C to + 155 °C
Solderability	230 °C ± 2 °C for 10 ± 0.5s
Weight	7g

Distributor: Electro-Stock www.electrostock.com Tel: 630-682-1542 Fax: 630-682-1562

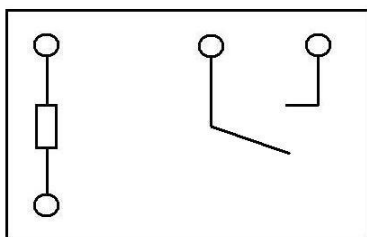
ORDERING INFORMATION

1. Series:	WJ105E	1A	12VDC	.20
WJ105E				
2. Contact Arrangement:				
1A = SPST N.O.				
1C = SPDT				
3. Coil Voltage:				
3VDC				
5VDC				
6VDC				
9VDC				
12VDC				
18VDC				
24VDC				
48VDC				
4. Coil Power:				
.20 = .20W (only available with 1A contacts)				
.45 = .45W				

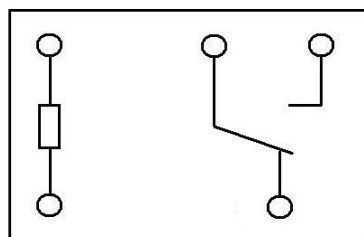
DIMENSIONS (Units = mm)



SCHEMATICS & PC LAYOUTS (BOTTOM VIEWS)



1A



1C

