
 <h1 style="margin: 0;">WANJIA</h1> <p style="font-size: small;">Relays for advanced technology</p>	<p>CAR CONTROL UNIT USE</p> <p>MINIATURE RELAYS</p>	<h2 style="margin: 0;">WJ204-RELAYS</h2>
--	---	--



- 40A rating at 85•
- Compatible Faston Terminal arrangement with this kind of power relay
- Simple magnetic circuit to meet mass production for low cost offer.
- Standard type contact form is form C and 2 form A contact arrangement also available.
- Operating ambient temperature range covers from - 40• to 85• .

### SPECIFICATIONS

#### Contact

Arrangement	1a,1b,1c,2a
Contact Material	Silver alloy
Contact Resistance (By voltage drop 6V 1A)	Max.100m•
Rating	
Nominal switching capacity	
Resistive load (cos•=1)	N.C.:30A 14VDC
Inductive load (cos•=0.4 L/M=1 msec)	N.O.: 40A 14VDC
Max. Switching current	40A
Max. Switching Power	500W
Expected life(min.ope)	
Mechanical(at 120 cpm)	1×10 <sup>7</sup>
Electrical (at 20 cpm)	1×10 <sup>5</sup>

#### Characteristics

Operate Time	Max.10msec.	
Release Time	Max.10msec.	
Operating humidity	45 to 85% RH	
Initial breakdown voltage		
Between coil & contact	500VAC (50/60Hz)for 1 min.	
Between open contacts	500VAC (50/60Hz)for 1 min.	
Insulation Resistance	Min. 100M• (500 VDC)	
Ambient temperature	-40••+85• (No water drop condensation)	
Shock Resistance	Functional	Min.20G
	Destruction	Min.100G
Vibration Resistance	Functional	10 to 55 Hz at double Amplitude of 1.5mm
	Destruction	10 to 55 Hz at double Amplitude of 1.5mm
Temperature rise(Max) (at nominal voltage)	75deg.(at 20•)	
Unit weight	Approx.42g	

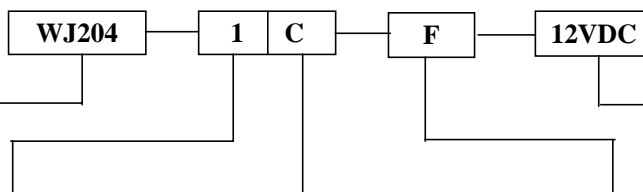
#### Coil

Nominal operating power	1.8W
-------------------------	------

### TYPICAL APPLICATION

For direct connection with Cell Motors, Transmission,etc. and Anti-Locking Break System.

### ORDERING INFORMATION



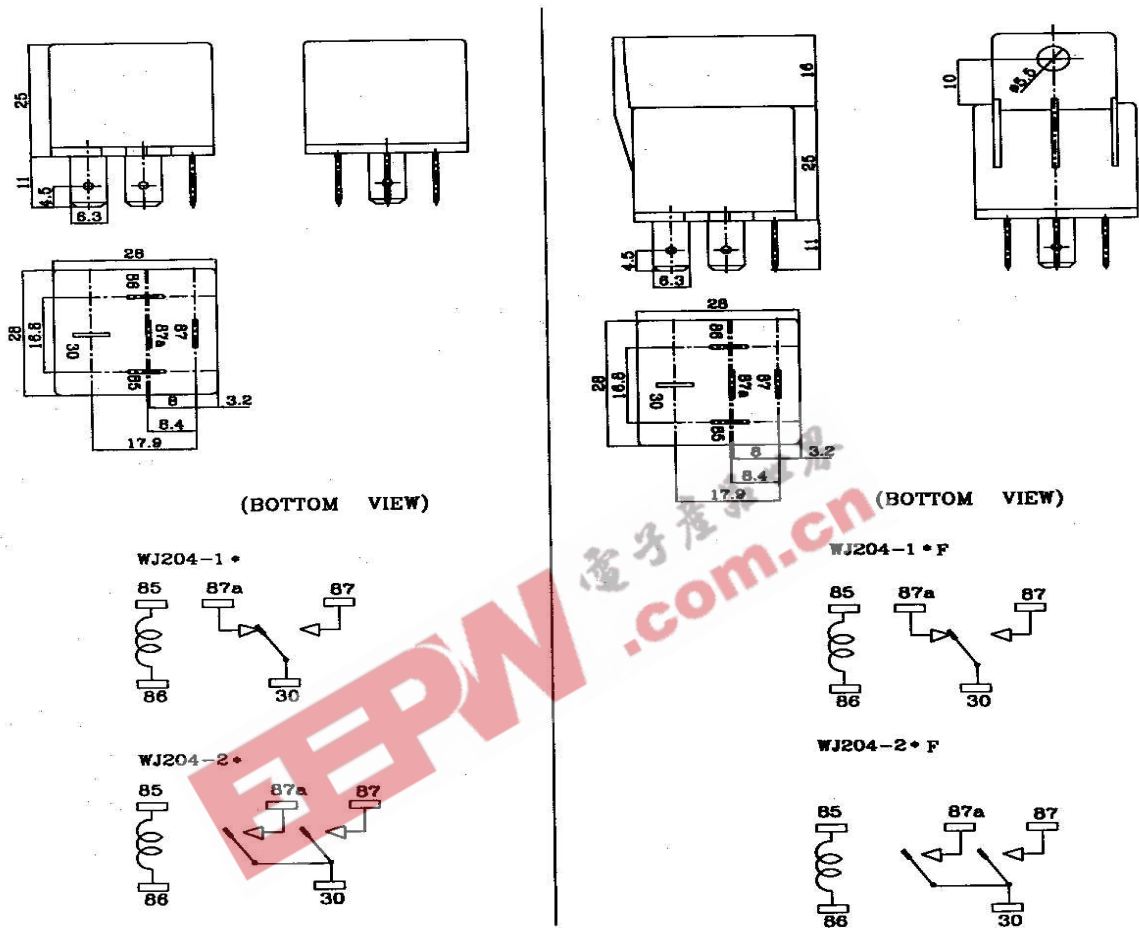
Type	Number of pole	Contact form	Case form	Coil voltage(DC)
WJ204	1: 1pole 2: 2pole	A: 1 form A B: 1 form B C: 1 form C	F : flange case type	12, 24V

**COIL DATA (at 20•)**

Nominal Voltage (VDC)	Nominal Current (mA)	Coil Resistance (•)±10%	Power Consumption (W)	Pull-in Voltage (VDC)	Drop-out Voltage (VDC)	Max.Allowable Voltage (VDC)
12	150	80	1.8	75%Max.	5%Min.	150% of nominal voltage
24	75	320				

**DIMENSIONS**

Unit: mm



DONGGUAN WANJIA RELAY CO.,LTD  
 ADD: SIHUAN ROAD ,XITOU INDUSTRIAL ZONE,HOUIE TOWN,  
 DONGGUAN CITY, GUANGDONG,CHINA.  
 POST CODE:523952  
 TEL: 86-769-5914550(1)  
 FAX: 86-769-5914553  
 E-mail: dawjida@pub.dnet.dg.cn

Note: The relative changes for the specification will not be advised in the future.