

PRELIMINARY SPEC

Part Number: WP7701C4VGC/Z



Technical Data



ATTENTION
OBSERVE PRECAUTIONS
FOR HANDLING
ELECTROSTATIC
DISCHARGE
SENSITIVE
DEVICES

Description

Static electricity and surge damage the LEDs. It is recommended to use a wrist band or anti-electrostatic glove when handling the LEDs.

All devices, equipment and machinery must be electrically grounded.

Features:

- *HIGH LUMINANCE OUTPUT.
- *DESIGN FOR HIGH CURRENT OPERATION.
- *SOLDERLESS MOUNTING TECHNIQUE.
- *LOW POWER CONSUMPTION.
- *LOW THERMAL RESISTANCE.
- *LOW PROFILE.
- *PACKAGED IN TUBES FOR USE WITH AUTOMATIC INSERTION EQUIPMENT.
- *RoHS COMPLIANT.

Benefits:

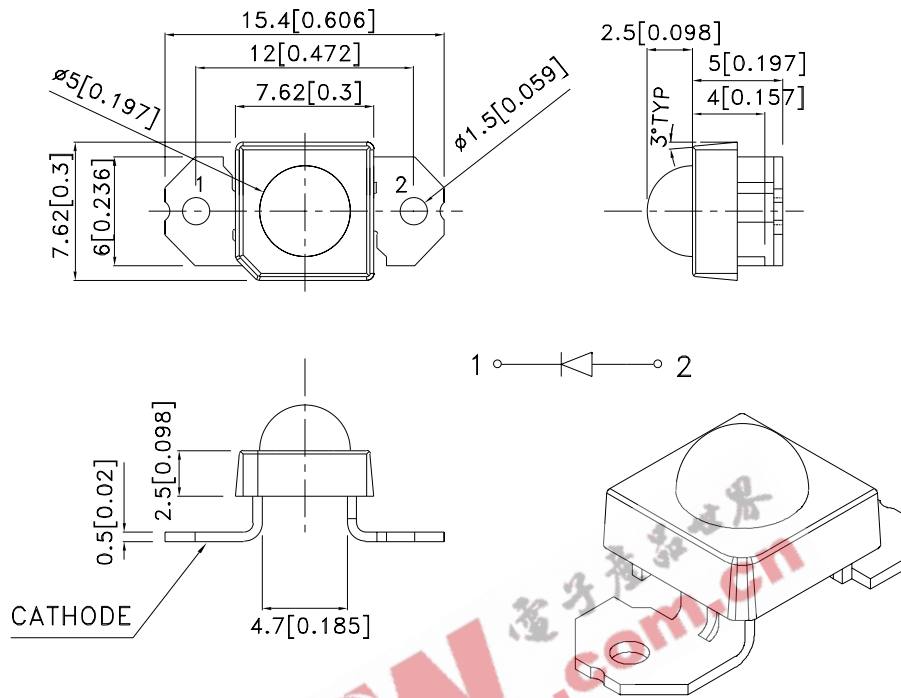
- *Rugged Lighting Products.
- *Electricity savings.
- *Maintenance savings.
- *Environmental Conformance.

Typical Applications:

- *Automotive Exterior Lighting.
- *Solid State Lighting and Signaling.

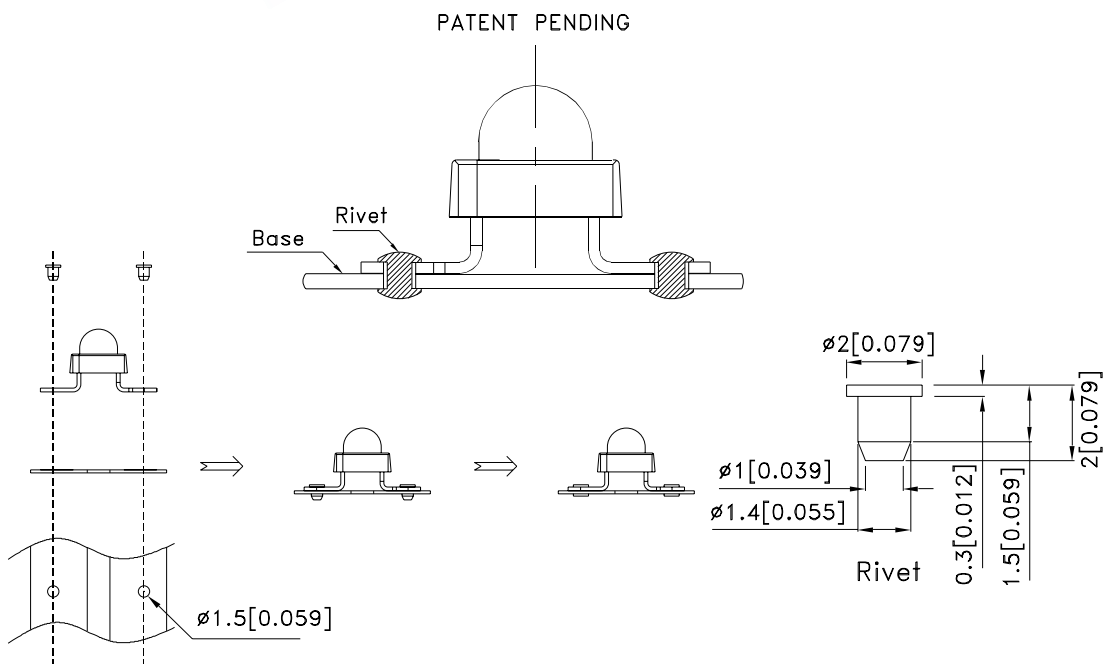


Outline Drawings



Notes:

1. All dimensions are in millimeters (inches).
2. Tolerance is $\pm 0.25(0.01)$ unless otherwise noted.
3. Lead spacing is measured where the leads emerge from the package.
4. Specifications are subject to change without notice.



Absolute Maximum Ratings at TA=25°C

PARAMETER	VG/Z	UNITS
DC Forward Current	50	mA
Power dissipation	210	mW
Reverse Voltage	5	V
Operating Temperature	-40 To +85	°C
Storage Temperature	-55 To +85	°C

Selection Guide

Part No.	LED COLOR	Iv(cd)[1] @50mA		Viewing Angle[2]
		Min.	Typ.	2θ1/2 Typ.
WP7701C4VGC/Z	Green (InGaN)	5.7	9.5	50°

Notes:

- Luminous intensity is measured with an integrating sphere after the device has stabilized; Luminous Intensity / luminous flux: +/-15%.
- θ1/2 is the angle from optical centerline where the luminous intensity is 1/2 the optical centerline value.

Optical Characteristics at TA=25°C If=50mA Rθj-a=200°C/W

DEVICE TYPE	PEAK WAVELENGTH λPEAK (nm) TYP.	DOMINANT[1] WAVELENGTH λDOM (nm) TYP.	SPECTRAL LINE WAVELENGTH Δλ1/2(nm) TYP.
VG/Z	525	535	39

Note:

- The dominant wavelength is derived from the CIE Chromaticity Diagram and represents the perceived color of the device; Wavelength: +/-1nm.

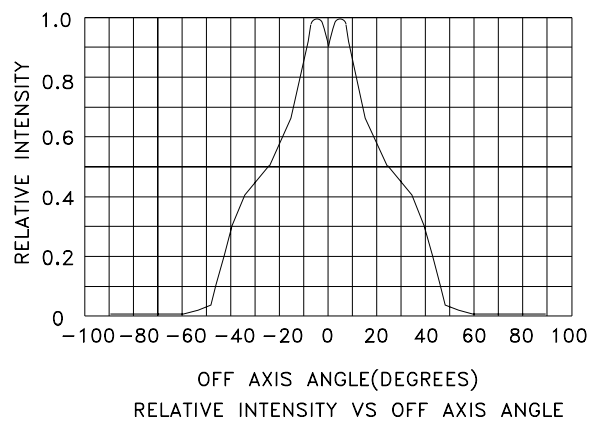
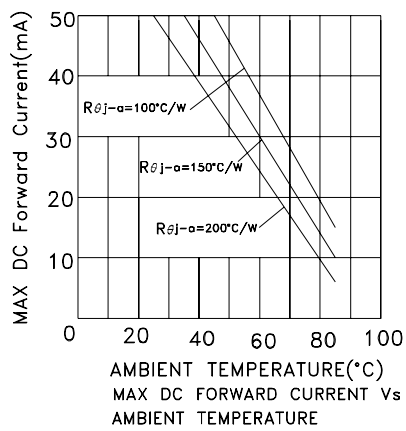
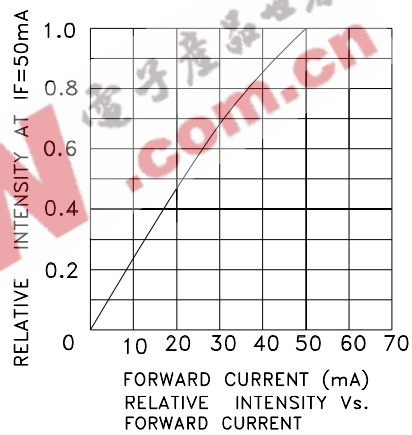
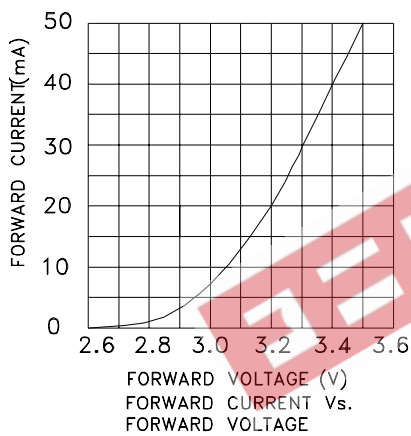
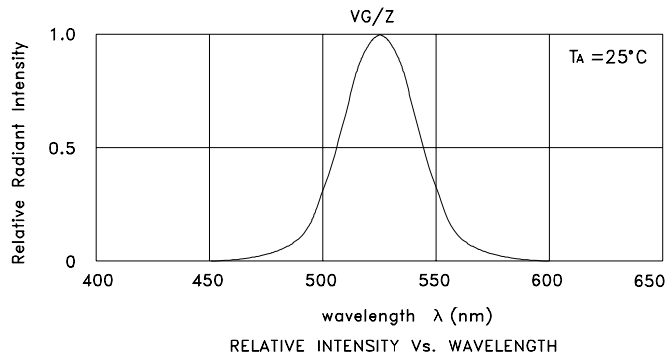
Electrical Characteristics at TA=25°C

DEVICE TYPE	FORWARD VOLTAGE [1] VF (VOLTS) @ If=50mA		REVERSE CURRENT IR (uA) @ VR=5V	CAPACITANCE C (pF) @ VF=0V F=1MHZ	THERMAL RESISTANCE Rθj -pin °C/W
	TYP.	MAX.	MAX.	TYP.	TYP.
VG/Z	3.5	4.2	10	65	130

Note:

- Forward Voltage: +/-0.1V.

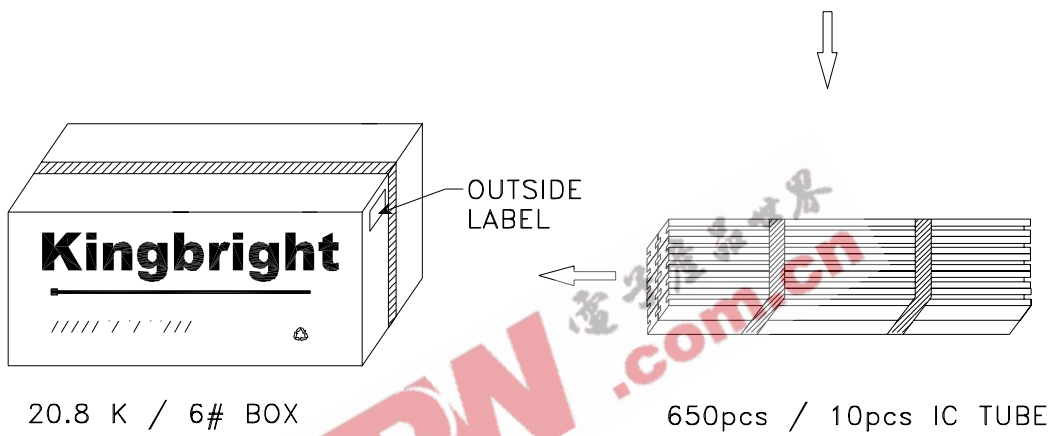
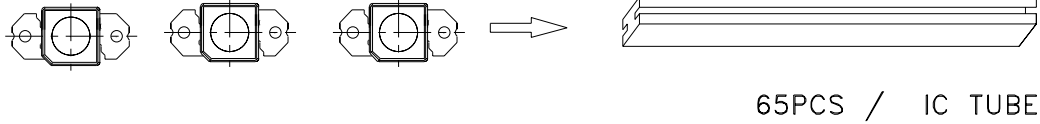
Figures



Kingbright

PACKING & LABEL SPECIFICATIONS

WP7701C4VGC/Z



Kingbright				
Q.C.	<table border="1"> <tr> <td style="text-align: center;">QC</td> </tr> <tr> <td style="text-align: center;">xxx xx. xxxx</td> </tr> <tr> <td style="text-align: center;">PASSED</td> </tr> </table>	QC	xxx xx. xxxx	PASSED
QC				
xxx xx. xxxx				
PASSED				
TYPE NO : WP7701C4XXX				
QUANTITY : 650 pcs				
S/N : XXX	CODE: XXXX			
LOT NO:  <small>xx-xxxxxx</small>				
MADE IN CHINA	RoHS Compliant			