

PRELIMINARY SPEC

Part Number: WP7677C2SEC/J

Technical Data



Features:

- * High Luminance output.
- * Design for High Current Operation.
- * Uniform Color.
- * Low Power Consumption.
- * Low Thermal Resistance.
- * Low Profile.
- * Packaged in tubes for use with automatic insertion equipment.
- * RoHs Compliant.

Benefits:

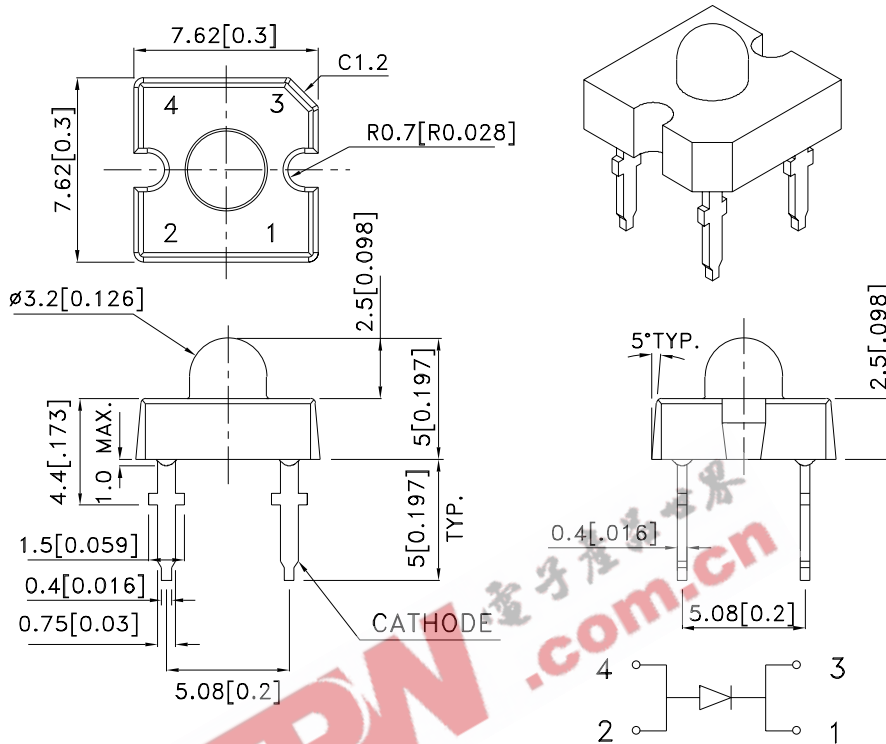
- *Outstanding Material Efficiency.
- *Electricity savings.
- *Maintenance savings.
- *Reliable and Rugged.

Typical Applications:

- *Automotive Exterior Lighting.
- *Electronic Signs and Signals.
- *Specialty Lighting.



Outline Drawings



Notes:

1. All dimensions are in millimeters (inches).
2. Tolerance is $\pm 0.25(0.01)$ " unless otherwise noted.
3. Lead spacing is measured where the leads emerge from the package.
4. Specifications are subject to change without notice.

Absolute Maximum Ratings at TA=25°C

PARAMETER	SE/J	UNITS
DC Forward Current	70	mA
Power dissipation	217	mW
Reverse Voltage	5	V
Operating Temperature	-40 To +85	°C
Storage Temperature	-55 To +85	°C
Lead Solder Temperature[1]	260°C For 5 Seconds	

1. 1.5mm[0.06inch]below seating plane.

Selection Guide

Part No.	LED COLOR	Iv(cd)[1] @70mA		Viewing Angle[2]
		Min.	Typ.	2θ1/2 Typ.
WP7677C2SEC/J	Hyper Orange (AlGaInP)	12	35	30°

Notes:

1.Luminous intensity is measured with an integrating sphere after the device has stabilized; Luminous Intensity / luminous flux: +/-15%.
2.θ1/2 is the angle from optical centerline where the luminous intensity is 1/2 the optical centerline value.

Optical Characteristics at TA=25°C If=70mA Rθj-a=200°C/W

DEVICE TYPE	PEAK WAVELENGTH λPEAK (nm) TYP.	DOMINANT[1] WAVELENGTH λDOM (nm) TYP.	SPECTRAL LINE WAVELENGTH Δλ1/2(nm) TYP.
SE/J	640	630	25

Note:

1.The dominant wavelength is derived from the CIE Chromaticity Diagram and represents the perceived color of the device; Wavelength: +/-1nm.

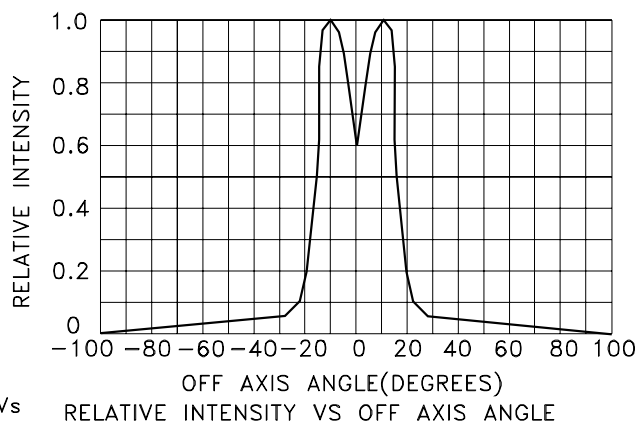
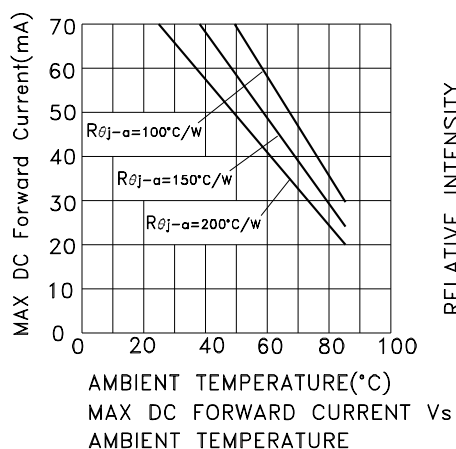
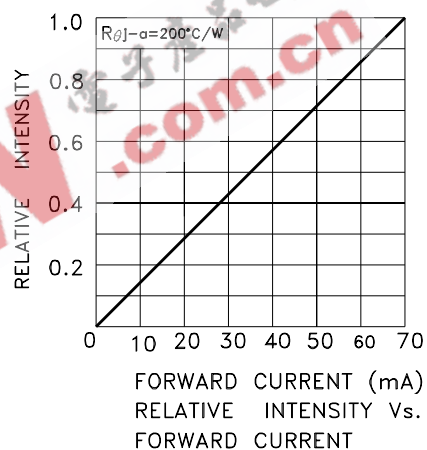
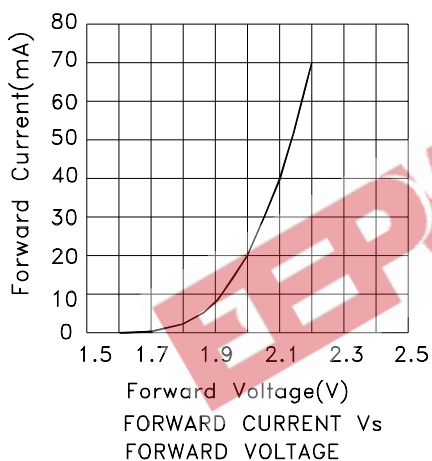
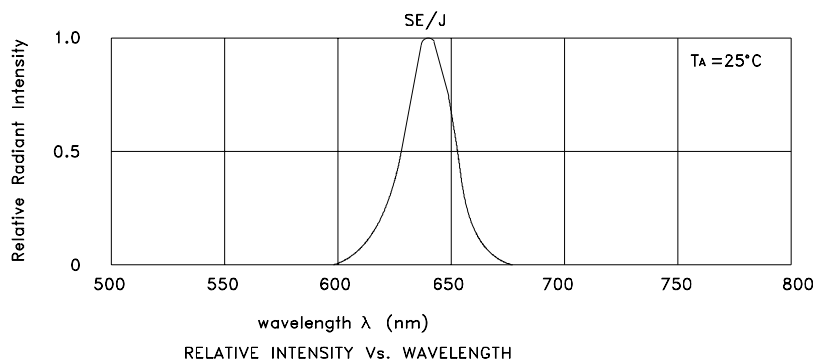
Electrical Characteristics at TA=25°C

DEVICE TYPE	FORWARD VOLTAGE [1] VF (VOLTS) @ If=70mA			REVERSE CURRENT IR (uA) @ VR=5V	CAPACITANCE C (pF) @ VF=0V F=1MHZ	THERMAL RESISTANCE Rθj -pin °C/W
	MIN.	TYP.	MAX.	MAX.	TYP.	TYP.
SE/J	1.9	2.2	3.1	10	27	125

Note:

1. Forward Voltage: +/-0.1V.

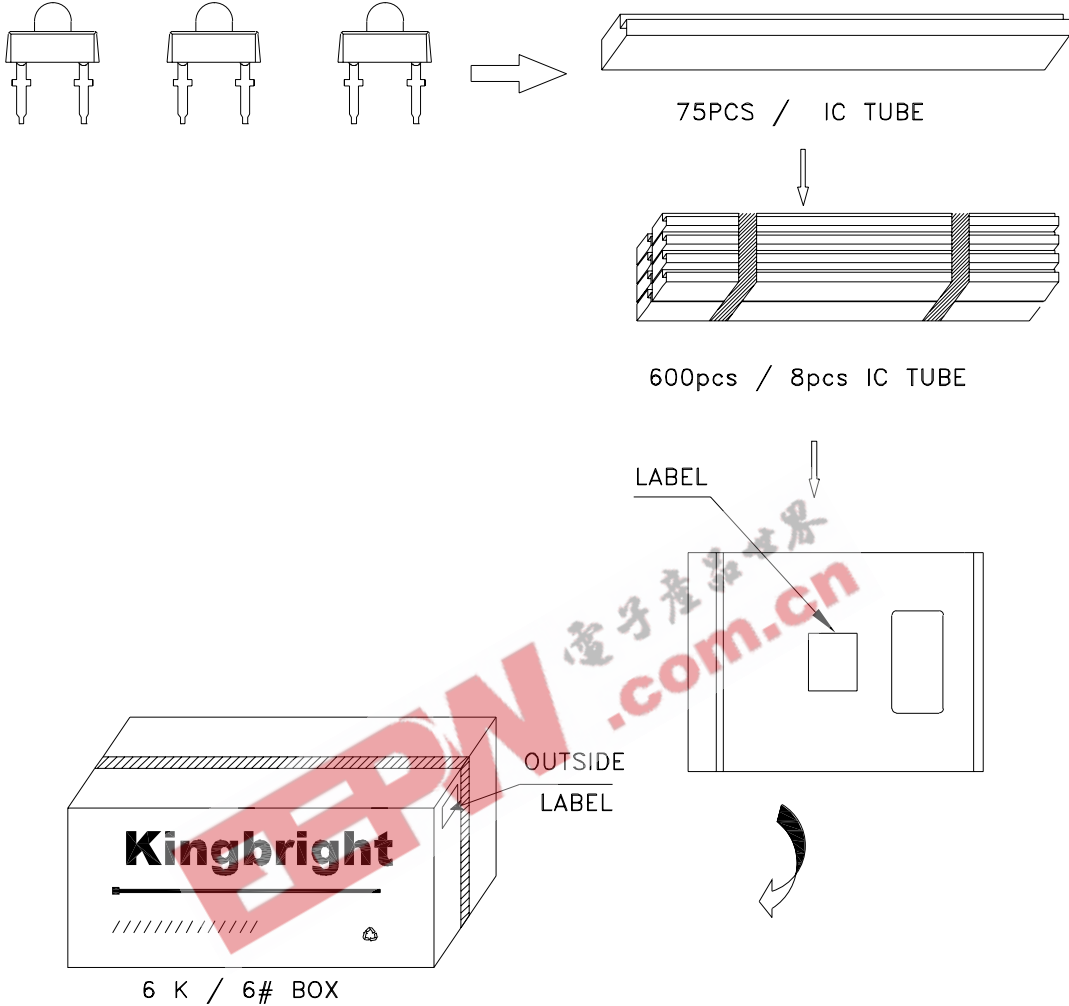
Figures



Kingbright

PACKING & LABEL SPECIFICATIONS

WP7677C2SEC/J



Kingbright				
Q.C.	<table border="1"> <tr> <td style="text-align: center;">QC</td> </tr> <tr> <td style="text-align: center;">XX XX XX</td> </tr> <tr> <td style="text-align: center;">PASSED</td> </tr> </table>	QC	XX XX XX	PASSED
QC				
XX XX XX				
PASSED				
TYPE NO : WP7677C2xxx				
QUANTITY : 600 pcs				
S/N : XX	CODE: XX			
LOT NO : 				
MADE IN CHINA	RoHS Compliant			