

Low Profile Holder Type Crystal Units



This part is a miniature AT cut strip crystal unit with a low profile package. It is with resistance weld.

FEATURES

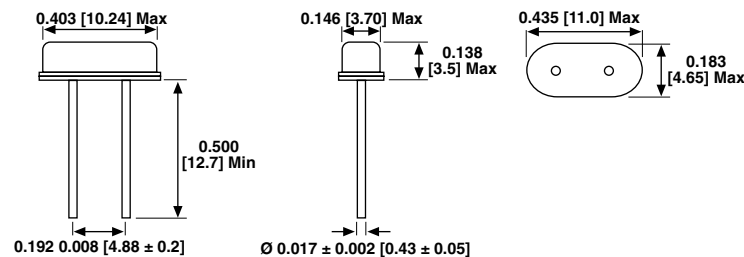
- Low cost
- Industry standard
- Wide frequency range
- Excellent aging
- 100 % Lead (Pb)-free and RoHS compliant


RoHS
COMPLIANT

| STANDARD ELECTRICAL SPECIFICATIONS | | | | | | |
|------------------------------------|----------------|---------------------|------------|----------|----------|----------|
| PARAMETER | SYMBOL | CONDITION | UNIT | MIN | TYPICAL | MAX |
| Frequency Range | F_o | | MHz | 3.200 | | 66.000 |
| Frequency Tolerance | $\Delta F/F_o$ | at 25 °C | ppm | ± 10 | ± 30 | ± 50 |
| Temperature Stability | TC | ref to 25 °C | ppm | ± 10 | ± 30 | ± 50 |
| Operating Temperature Range | T_{OPR} | | °C | - 20 | | + 70 |
| Storing Temperature Range | T_{STG} | | °C | - 40 | | + 85 |
| Shunt Capacitance | C_o | | pF | | | 7 |
| Load Capacitance | CL | Customer Specified | pF | 10 | | Series |
| Insulator Resistance | IR | 100 V _{DC} | M Ω | 500 | | |
| Drive Level | DL | | μ W | | 100 | 500 |
| Aging (first year) | Fa | at 25 °C, per year | ppm | - 5.0 | | + 5.0 |

| EQUIVALENT SERIES RESISTANCE (ESR) AND MODE OF VIBRATION (MODE) | | | | | |
|---|----------------------|----------------|-----------------------|----------------------|----------------|
| FREQUENCY RANGE (MHz) | MAX ESR (Ω) | MODE | FREQUENCY RANGE (MHz) | MAX ESR (Ω) | MODE |
| 3.200 to 4.499 | 150 | Fundamental/AT | 9.000 to 9.999 | 60 | Fundamental/AT |
| 4.500 to 5.999 | 120 | Fundamental/AT | 10.000 to 12.999 | 50 | Fundamental/AT |
| 6.000 to 6.999 | 100 | Fundamental/AT | 13.000 to 30.000 | 40 | Fundamental/AT |
| 7.000 to 7.999 | 90 | Fundamental/AT | 30.000 to 66.000 | 80 | 3rd Overtone |
| 8.000 to 8.999 | 80 | Fundamental/AT | | | |

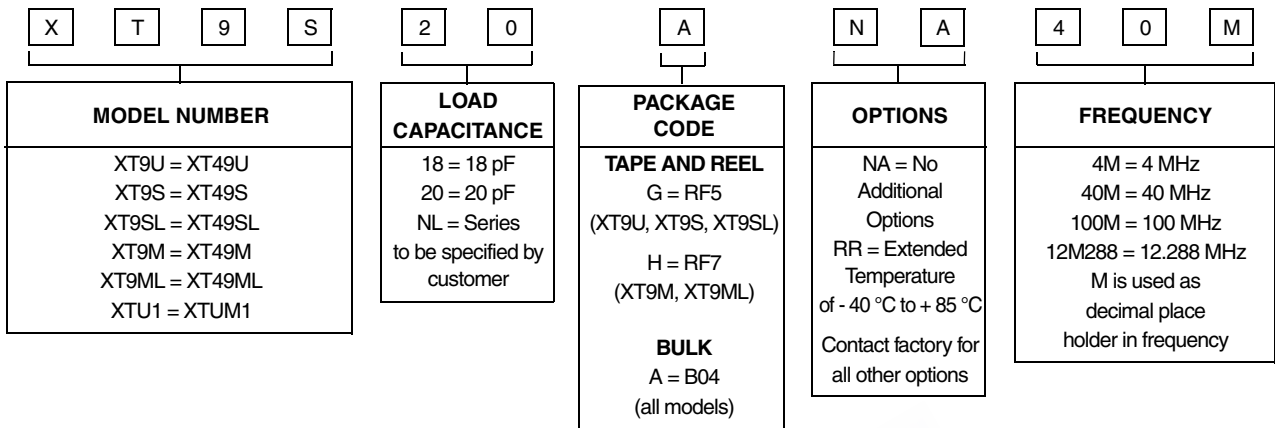
DIMENSIONS in inches [millimeters]



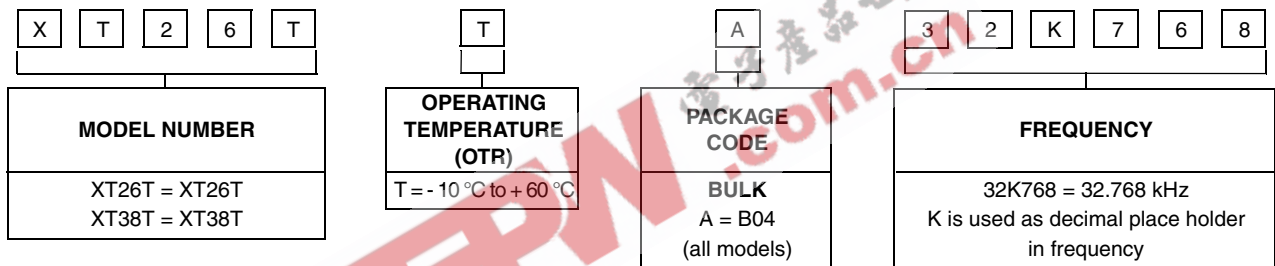
| ORDERING INFORMATION | | | | | |
|-----------------------|---|--|--|------------------------------|--|
| XT49S MODEL | R OTR Blank = Standard R = - 40 °C to + 85 °C | - 20 LOAD Blank = Series - 16 = 16 pF - 20 = 20 pF Standard - 30 = 30 pF - 32 = 32 pF | SP OPTIONS Blank = Standard SP = Spacer SL = Sleeve | 12 M FREQUENCY/MHz | e2 JEDEC LEAD (Pb)-FREE STANDARD |

| GLOBAL PART NUMBER | | | | | | | | | | | |
|--------------------|---|---|---|------|---|--------------|---------|---|-----------|---|---|
| X | T | 9 | S | 2 | 0 | A | N | A | 1 | 2 | M |
| MODEL | | | | LOAD | | PACKAGE CODE | OPTIONS | | FREQUENCY | | |

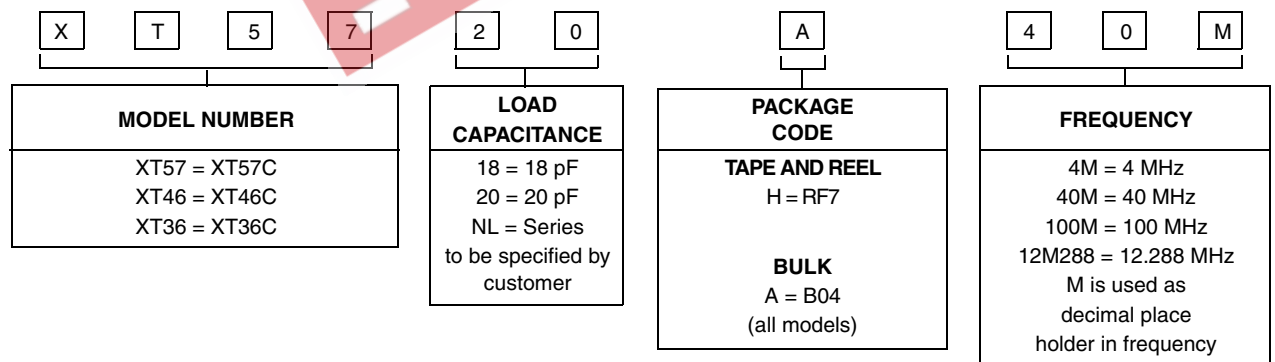
GLOBAL PART NUMBERING



Example: XT49S-20 40M



Example: XT26T 32.768K



Example: XT57C-20 40M



Disclaimer

All product specifications and data are subject to change without notice.

Vishay Intertechnology, Inc., its affiliates, agents, and employees, and all persons acting on its or their behalf (collectively, "Vishay"), disclaim any and all liability for any errors, inaccuracies or incompleteness contained herein or in any other disclosure relating to any product.

Vishay disclaims any and all liability arising out of the use or application of any product described herein or of any information provided herein to the maximum extent permitted by law. The product specifications do not expand or otherwise modify Vishay's terms and conditions of purchase, including but not limited to the warranty expressed therein, which apply to these products.

No license, express or implied, by estoppel or otherwise, to any intellectual property rights is granted by this document or by any conduct of Vishay.

The products shown herein are not designed for use in medical, life-saving, or life-sustaining applications unless otherwise expressly indicated. Customers using or selling Vishay products not expressly indicated for use in such applications do so entirely at their own risk and agree to fully indemnify Vishay for any damages arising or resulting from such use or sale. Please contact authorized Vishay personnel to obtain written terms and conditions regarding products designed for such applications.

Product names and markings noted herein may be trademarks of their respective owners.