


## Surface Mount Crystal



This part is an ultra miniature package with size of 6.0 x 3.5 x 1.0 mm. With its ceramic base and metal cover it provides the durability and reliability necessary for strenuous process like infrared and vapor phase reflow.

### FEATURES

- Ultra-miniature size
- Wide frequency range
- Seam sealing
- Ceramic package
- Emboss taping
- Reflow soldering
- 100 % Lead (Pb)-free and RoHS compliant

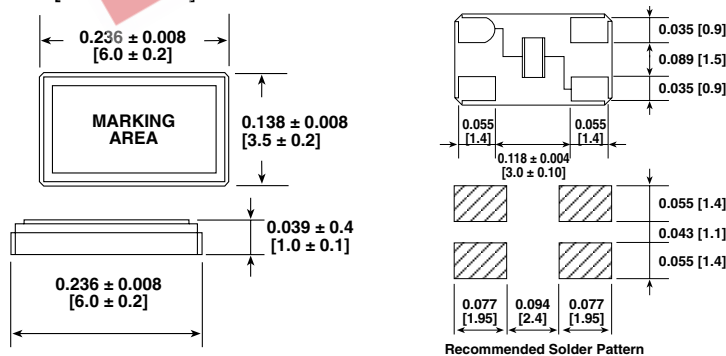


**RoHS**  
COMPLIANT

STANDARD ELECTRICAL SPECIFICATIONS						
PARAMETER	SYMBOL	CONDITION	UNIT	MIN	TYPICAL	MAX
Frequency Range	F <sub>O</sub>		MHz	10.000		80.000
Frequency Tolerance	ΔF/F <sub>O</sub>	at 25 °C	ppm	± 10	± 30	± 50
Temperature Stability	TC	ref to 25 °C	ppm	± 10	± 30	± 50
Operating Temperature Range	T <sub>OPR</sub>		°C	- 10		+ 60
Storing Temperature Range	T <sub>STG</sub>		°C	- 40		+ 85
Shunt Capacitance	C <sub>O</sub>		pF			7
Load Capacitance	CL	Customer Specified	pF	10		Series
Insulator Resistance	IR	100 V <sub>DC</sub>	MΩ	500		
Drive Level	DL		μW		100	300
Aging	Fa	at 25 °C, per year	ppm	- 5.0		+ 5.0

EQUIVALENT SERIES RESISTANCE (ESR) AND MODE OF VIBRATION (MODE)		
FREQUENCY RANGE (MHz)	MAX ESR (Ω)	MODE
10.000 to 15.999	60	Fundamental
16.000 to 39.999	40	Fundamental
40.000 to 80.000	70	3 <sup>rd</sup> Overtone

### DIMENSIONS in inches [millimeters]

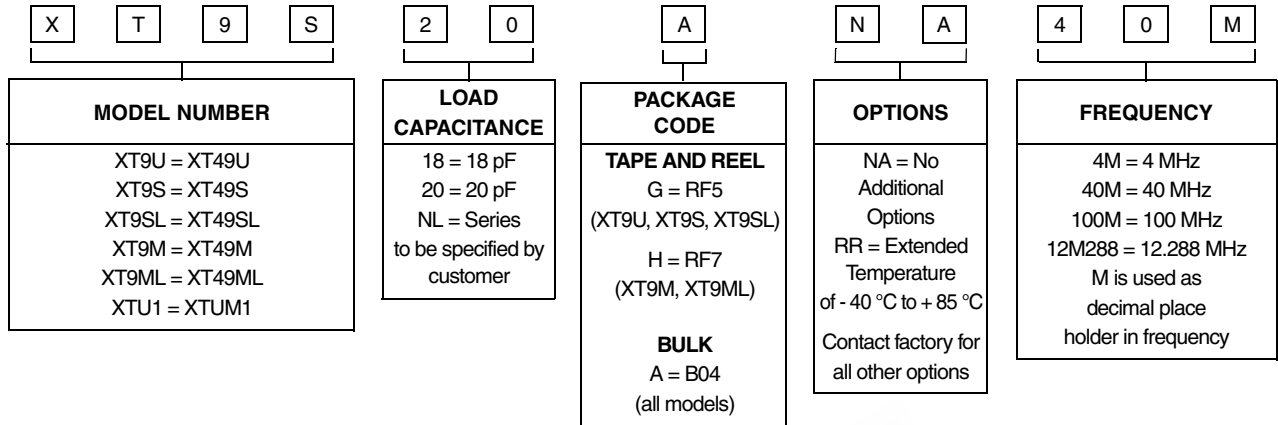


ORDERING INFORMATION			
XT46C MODEL	- 20 LOAD Blank = Series - 20 = 20 pF Standard - 32 = 32 pF	25 M FREQUENCY/MHz	e4 JEDEC LEAD (Pb)-FREE STANDARD

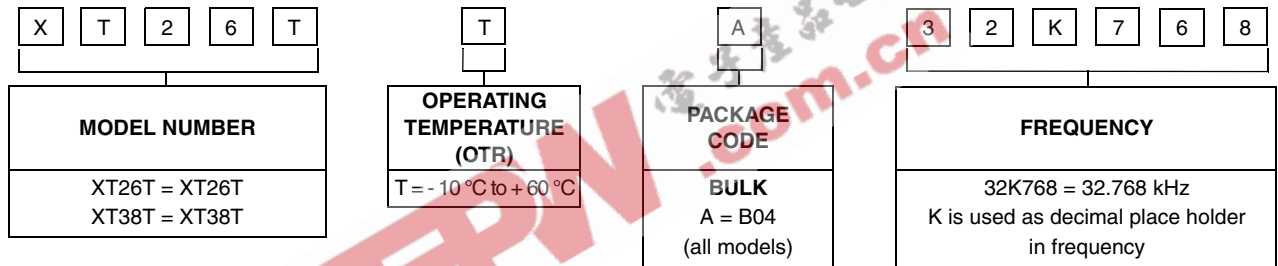
GLOBAL PART NUMBER									
X	T	4	6	2	0	A	2	5	M
MODEL				LOAD		PACKAGE CODE	FREQUENCY		



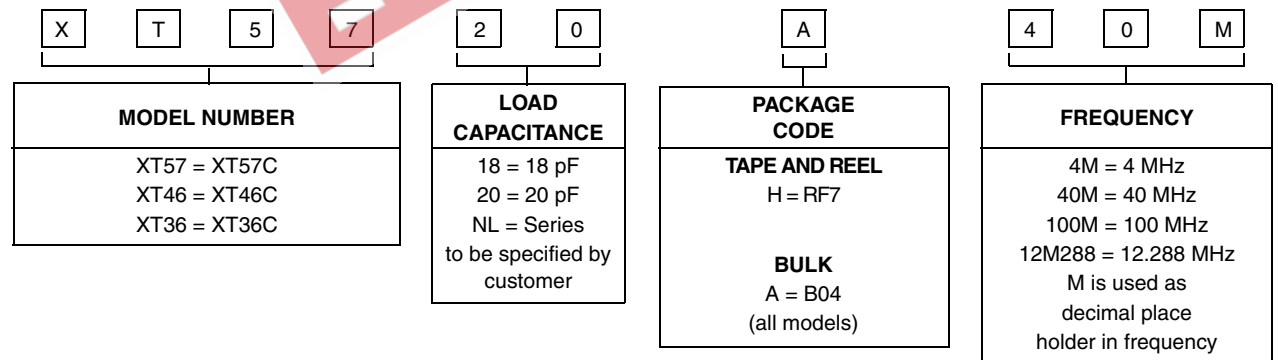
**GLOBAL PART NUMBERING**



Example: XT49S-20 40M



Example: XT26T 32.768K



Example: XT57C-20 40M



### Disclaimer

All product specifications and data are subject to change without notice.

Vishay Intertechnology, Inc., its affiliates, agents, and employees, and all persons acting on its or their behalf (collectively, "Vishay"), disclaim any and all liability for any errors, inaccuracies or incompleteness contained herein or in any other disclosure relating to any product.

Vishay disclaims any and all liability arising out of the use or application of any product described herein or of any information provided herein to the maximum extent permitted by law. The product specifications do not expand or otherwise modify Vishay's terms and conditions of purchase, including but not limited to the warranty expressed therein, which apply to these products.

No license, express or implied, by estoppel or otherwise, to any intellectual property rights is granted by this document or by any conduct of Vishay.

The products shown herein are not designed for use in medical, life-saving, or life-sustaining applications unless otherwise expressly indicated. Customers using or selling Vishay products not expressly indicated for use in such applications do so entirely at their own risk and agree to fully indemnify Vishay for any damages arising or resulting from such use or sale. Please contact authorized Vishay personnel to obtain written terms and conditions regarding products designed for such applications.

Product names and markings noted herein may be trademarks of their respective owners.

