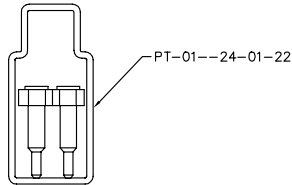


REV. BU



PACKAGING VIEW LEAD STYLE SD -22

DIMENSIONS ARE IN INCHES		UNLESS OTHERWISE NOTED		TOLERANCES ARE:
ONE PLACE DECIMALS: ±		THREE PLACE DECIMALS: ±		ANGLES ±
TWO PLACE DECIMALS: ±		FOUR PLACE DECIMALS: ±		

TABLE 2: SOCKET SPECIFICATION

LEAD STYLE	SERIES					PIN LENGTH
	-1 SS HSS SD	F I G	SL	SDL	'B'	
-1			N/A		.038 [.97]	.760 [19.30]
-1A	SC-1W1-XX-2 (SL & SDL N/R)	1	N/A		N/A	.553 [14.05]
-1B	SC-1W1-XX-1 (SL & SDL N/R)	1	N/A		.038 [.97]	.703 [17.86]
-1C	SC-1W1-XX-3 (SL & SDL N/R)	1	N/A		N/A	.453 [11.51]
-2	SC-1P1-XX (SL & SDL N/R)	1	N/A		.038 [.97]	.300 [7.62]
-3	SC-1S1-XX (SL & SDL N/R)	1	N/A		.038 [.97]	.203 [5.16]
-4	SC-2S1-XX (SL & SDL N/R)	1	N/A		.038 [.97]	.290 [7.37]
-5	SC-2P1-XX (SS & HSS ONLY)	3	N/A		.038 [.97]	.703 [17.86]
-5A	SC-2P1-XX (SL & SDL N/R)	1	N/A		N/A	.703 [17.86]
-7	SC-1P3-XX (SL & SDL N/R)	1	N/A		N/A	.600 [15.24]
-8	SC-2P3-XX (SL & SDL N/R)	1	N/A		N/A	.542 [13.77]
-9	SC-2P2-XX (SL & SDL N/R)	1	N/A		N/A	.703 [17.86]
-10	N/A	2	SC-3P1-XX		.038 [.97]	.230 [5.84]
-11	N/A	2	SC-4P1-XX		.028 [.71]	.240 [6.10]
-12	N/A	2	SC-5P1-XX		.028 [.71]	.190 [4.83]
-13	SC-2P7-XX (SS ONLY)	2	N/A		.039 [.99]	.310 [7.87]
-14	SC-1M1-XX (N/A)	1	N/A		N/A	.205 [5.21]
-15	SC-1M2-XX (N/A)	2	N/A		.028 [.71]	.167 [4.24]
-17	SC-7P1-XX (N/A)	1	N/A		N/A	.443 [11.25]
-18	SC-6P1-XX (SL & SDL N/R)	1	N/A		.038 [.97]	.353 [8.97]
-19	N/A	2	SC-8P1-XX		.016 [.41]	.165 [4.19]
-20	SC-9P1-XX (N/A)	2	N/A		.028 [.71]	.190 [4.83]
-21A	EZ-1W1-XX-2 (SL & SDL N/R)	1	N/A		N/A	.553 [14.05]
-21B	EZ-1W1-XX-1 (SL & SDL N/R)	1	N/A		N/A	.703 [17.86]
-21C	EZ-1W1-XX-3 (SL & SDL N/R)	1	N/A		N/A	.453 [11.51]
-22	EZ-1P1-XX (SL & SDL N/R)	1	N/A		.030 [.76]	.300 [7.62]
-23	EZ-1S1-XX (SL & SDL N/R)	1	N/A		N/A	.203 [5.16]
-28	EZ-2P3-XX (SL & SDL N/R)	1	N/A		N/A	.542 [13.77]
-29	EZ-2P2-XX (SL & SDL N/R)	1	N/A		N/A	.703 [17.86]
-30	EZ-3P1-XX (SL & SDL ONLY)	2	N/A		.038 [.97]	.230 [5.84]
-31	EZ-4P1-XX (SL & SDL ONLY)	2	N/A		.028 [.71]	.240 [6.10]
-32	EZ-5P1-XX (SL & SDL ONLY)	2	N/A		.028 [.71]	.190 [4.83]
-34	EZ-1M1-XX (N/A)	1	N/A		N/A	.205 [5.21]
-37	EZ-7P1-XX (N/A)	1	N/A		N/A	.443 [11.25]
-38	EZ-6P1-XX (SL & SDL N/R)	1	N/A		N/A	.353 [8.97]
-39	EZ-8P1-XX (SL & SDL ONLY)	2	N/A		.016 [.41]	.165 [4.19]
-40	EZ-9P1-XX (N/A)	2	N/A		.028 [.71]	.190 [4.83]
-41	SC-6P1-XX (N/A)	9	N/A		.005 [.13]	.353 [8.97]

Do not scale from this print

SEE NOTE 4
SEE NOTE 3 & 4
(SHEET 1)

SEE NOTE 6
(SHEET 1)

NOT AVAILABLE IN -TT PLATING

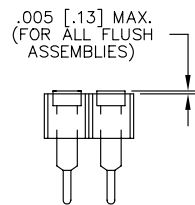


FIGURE 1
(SEE NOTE 9 SHT.1)

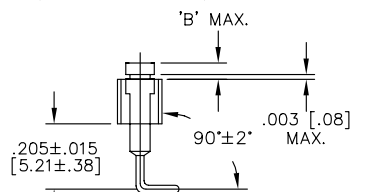


FIGURE 3
(SEE NOTE 9 SHT.1)

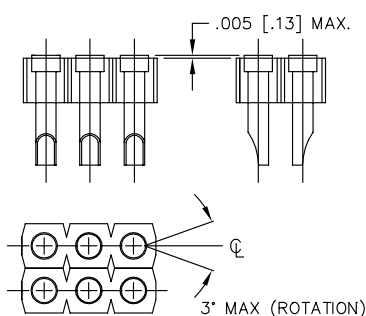


FIGURE 5
(SEE NOTE 9 SHT.1)

DELETED
FIGURE 7

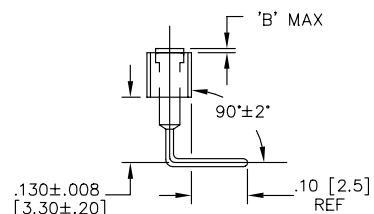


FIGURE 9
(SEE NOTE 9 SHT.1)

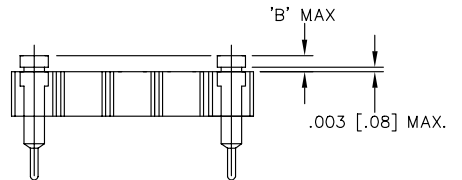


FIGURE 8
OPTION -N
(SEE NOTE 9 SHT.1)
"B" DIMENSION FOR OPTION -N = NON FLUSH

PROPRIETARY NOTE
THIS DOCUMENT CONTAINS INFORMATION CONFIDENTIAL AND PROPRIETARY TO SAMTEC INC. AND SHALL NOT BE REPRODUCED OR TRANSMITTED IN ANY FORM OR BY ANY MEANS, ELECTRONIC OR MECHANICAL, INCLUDING PHOTOCOPYING, RECORDING, OR BY ANY INFORMATION STORAGE AND RETRIEVAL SYSTEM, WITHOUT THE EXPRESS WRITTEN CONSENT OF SAMTEC INC.