

低損失超高速ダイオード

LOW LOSS SUPER HIGH SPEED RECTIFIER

■特長：Features

- 取り付け面が絶縁されたフルモールドタイプ
Insulated package by fully molding.
- 低 V_F
Low V_F
- スイッチングスピードが非常に速い
Super high speed switching.
- プレーナー技術による高信頼性
High reliability by planer design.

■用途：Applications

- 高速電力スイッチング
High speed power switching.

■定格と特性：Maximum Ratings and Characteristics

●絶対最大定格：Absolute Maximum Ratings

| Items | Symbols | Conditions | Ratings | Units |
|-----------------------------------------------|-----------|-----------------------------------------------------------|------------|------------------|
| ピーク繰り返し逆電圧 Repetitive Peak Reverse Voltage | V_{RRM} | | 200 | V |
| 平均出力電流 Average Output Current | I_o | 方形波, duty = 1/2, $T_C = 115^\circ\text{C}$ Square wave | 10* | A |
| サージ電流 Surge Current | I_{FSM} | 正弦波 Sine wave 10ms | 50 | A |
| 接合温度 Operating Junction Temperature | T_j | | -40 ~ +150 | $^\circ\text{C}$ |
| 保存温度 Storage Temperature | T_{stg} | | -40 ~ +150 | $^\circ\text{C}$ |

* センタータップ平均出力電流

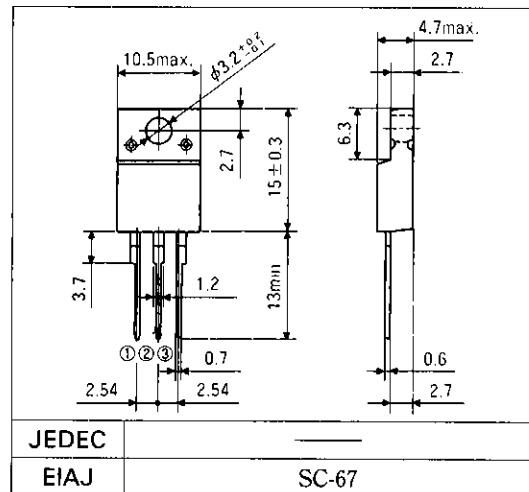
* average forward current of centertap full wave connection

●電気的特性(特に指定がない限り周囲温度 $T_a = 25^\circ\text{C}$ とする)

Electrical Characteristics ($T_a = 25^\circ\text{C}$ Unless otherwise specified)

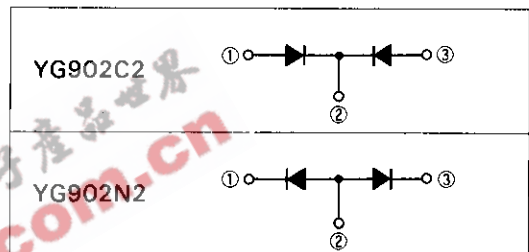
| Items | Symbols | Conditions | Max. | Units |
|--------------------------------|---------------|----------------------------------------------------------------|------|---------------------------|
| 順電圧 Forward Voltage Drop | V_{FM} | $I_{FM} = 5.0\text{A}$ | 0.95 | V |
| 逆電流 Reverse Current | I_{RRM} | $V_R = V_{RRM}$ | 100 | μA |
| 逆回復時間 Reverse Recovery Time | t_{rr} | $I_F = 0.1\text{A}, I_R = 0.2\text{A}, I_{rec} = 0.05\text{A}$ | 35 | ns |
| 熱抵抗 Thermal Resistance | $R_{th(j-c)}$ | 接合・ケース間 Junction to case | 3.5 | $^\circ\text{C}/\text{W}$ |

■外形寸法：Outline Drawings

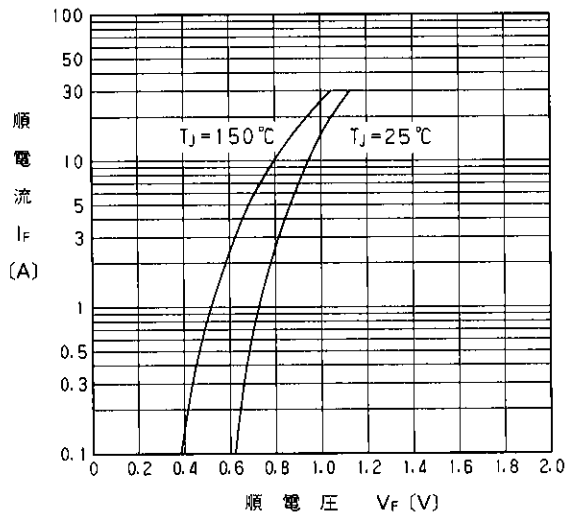


■電極接続

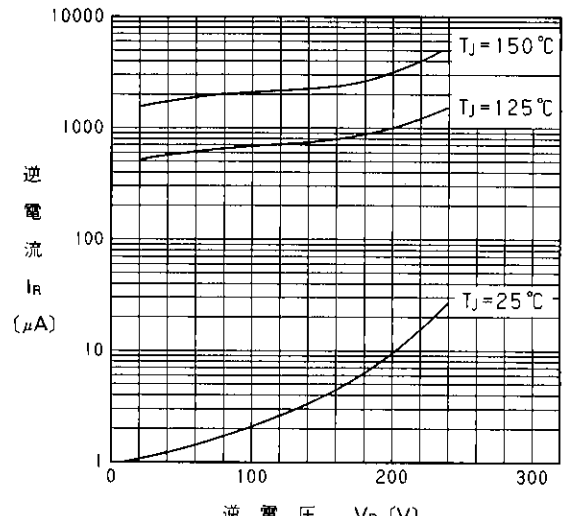
Connection Diagram



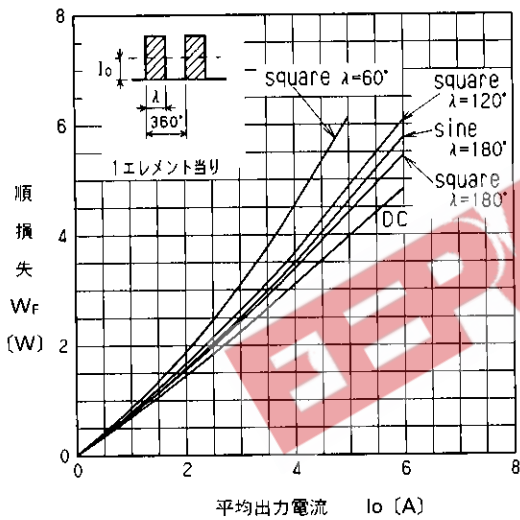
■特性曲線：Characteristics



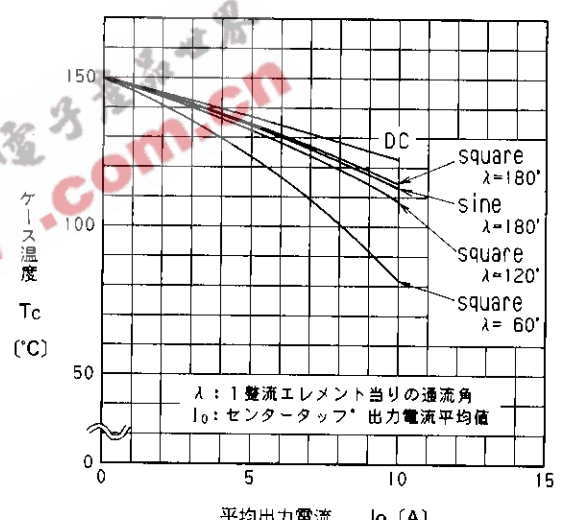
順特性(代表特性)
Forward Characteristics



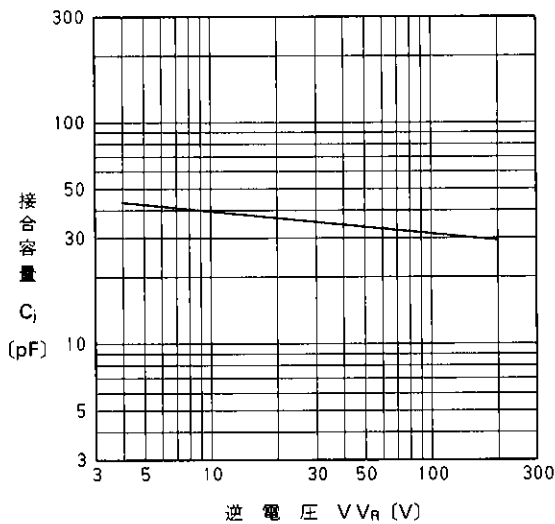
逆特性(代表特性)
Reverse Characteristics



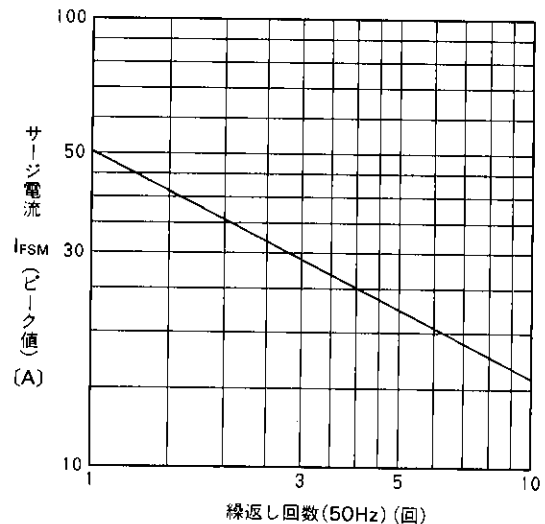
順損失特性
Forward Power Dissipation



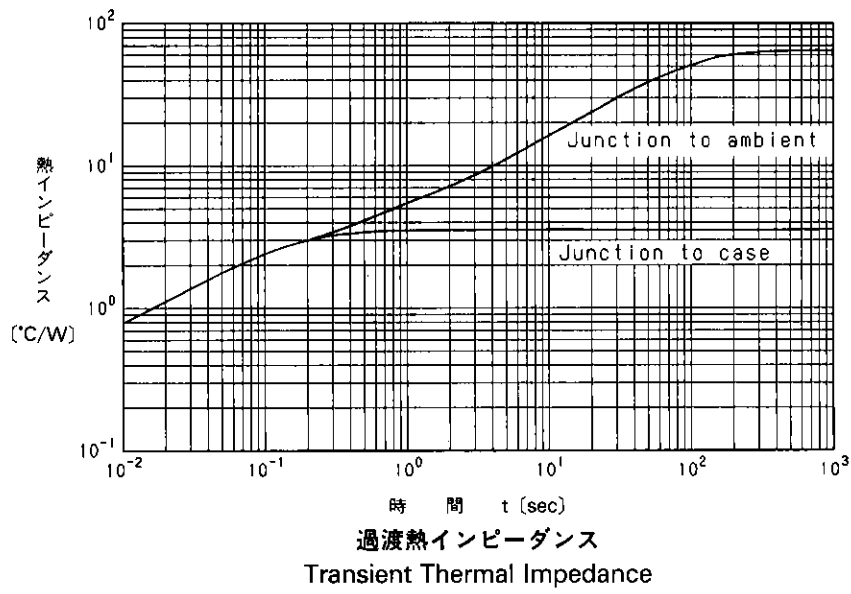
平均出力電流-ケース温度特性
Average Output Current-Case Temperature



接合容量特性(代表特性)
Junction Capacitance Characteristics



サージ電流耐量
Surge Capability



A

EEPW 電子產品世界 .com.cn

For more information, contact:

Collmer Semiconductor, Inc.

P.O. Box 702708

Dallas, TX 75370

972-733-1700

972-381-9991 Fax

<http://www.collmer.com>

EEPW 电子产品世界
.com.cn