

# YG835C03R

(30V / 20A TO-220F15)

## SCHOTTKY BARRIER DIODE

### Features

- Low  $V_F$
- Super high speed switching.
- High reliability by planer design.

### Applications

- High speed power switching.

### Maximum Ratings and Characteristics

- Absolute Maximum Ratings

Item	Symbol	Conditions	Rating	Unit
Repetitive peak reverse voltage	$V_{RRM}$		30	V
Repetitive peak surge reverse voltage	$V_{RSM}$	$t_w=500ns$ , $duty=1/40$	35 * <sub>1</sub>	V
Isolation voltage	$V_{iso}$	Terminals to Case, AC, 1min.	1500	V
Average output current	$I_o$	$duty=1/2$ , $T_c=108^\circ C$ Square wave	20*	A
Surge current	$I_{FSM}$	Sine wave 10ms	120	A
Operating junction temperature	$T_j$		+150	$^\circ C$
Storage temperature	$T_{stg}$		-40 to +150	$^\circ C$

- Electrical Characteristics ( $T_a=25^\circ C$  Unless otherwise specified)

\* Out put current of centertap full wave connection.

\*<sub>1</sub> : Tentative

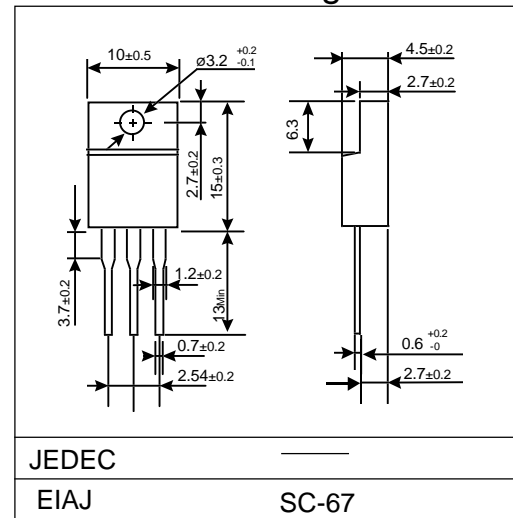
Item	Symbol	Conditions	Max.	Unit
Forward voltage drop **	$V_F$	$I_F=6.0A$	0.45	V
Reverse current **	$I_R$	$V_R=V_{RRM}$	15.0	mA
Thermal resistance	$R_{th(j-c)}$	Junction to case	2.5	$^\circ C/W$

\*\* Rating per element

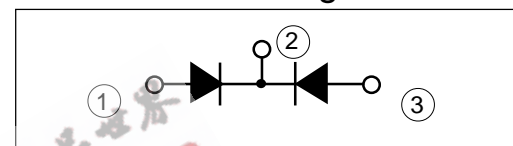
- Mechanical Characteristics

Mounting torque	Recommended torque	0.3 to 0.5	N · m
Weight		2.3	g

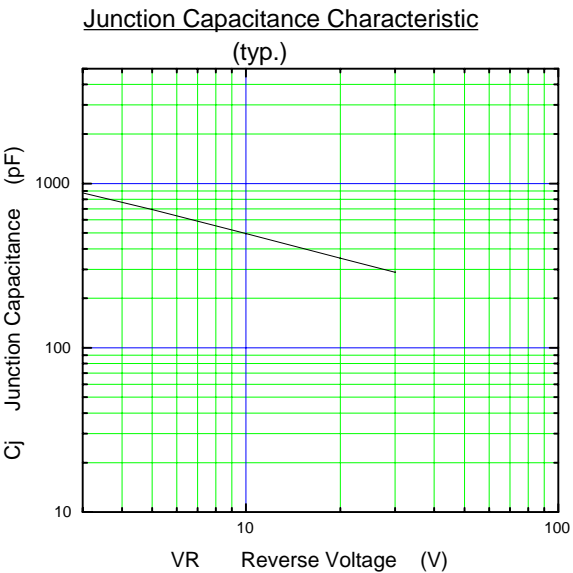
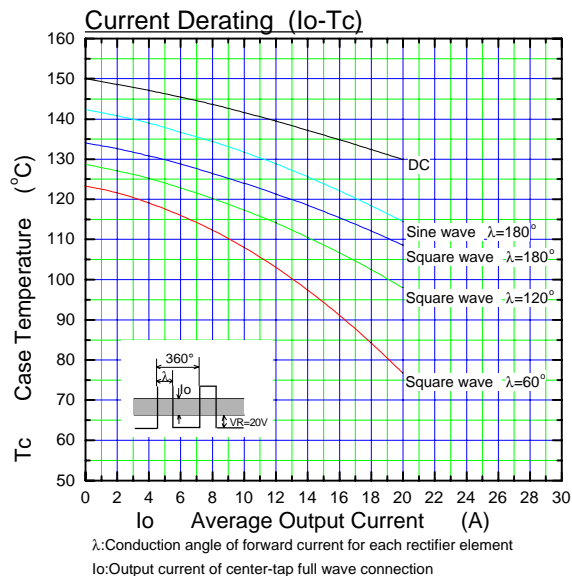
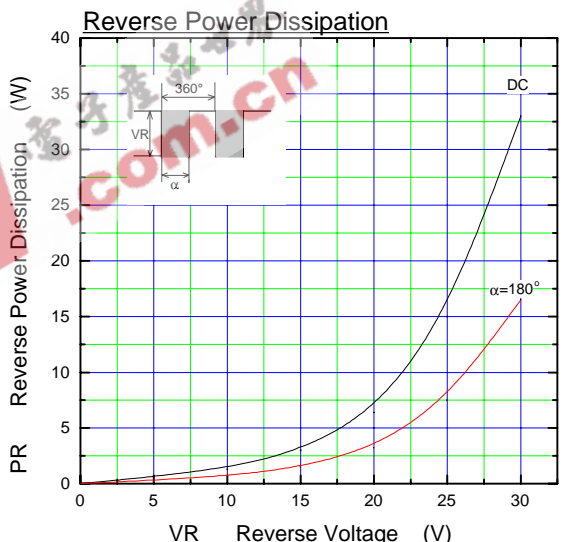
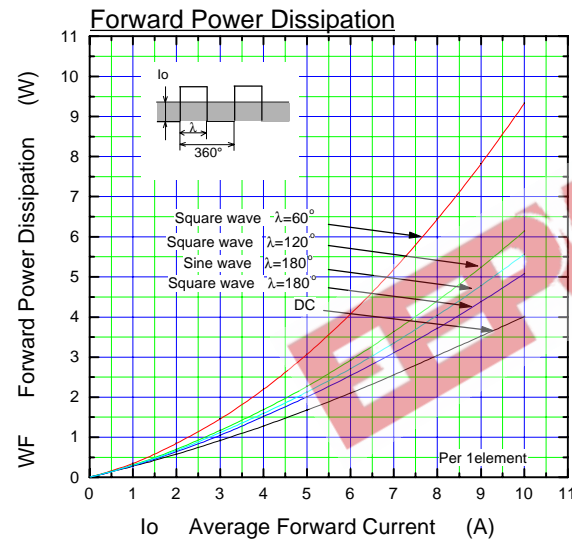
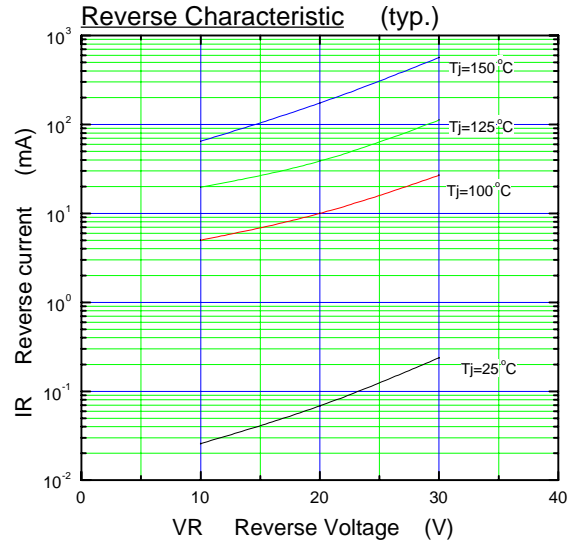
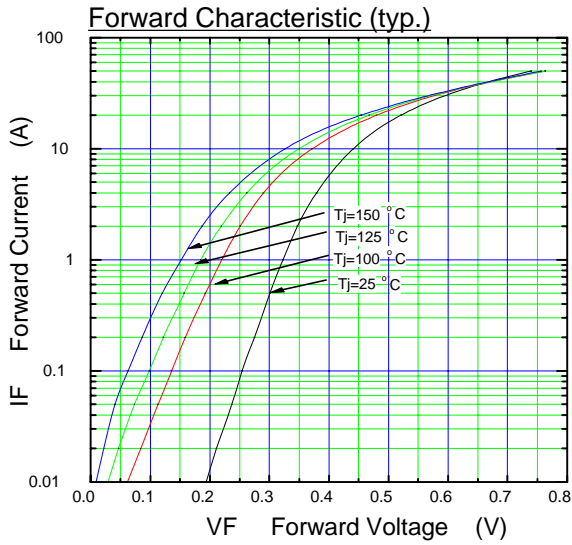
### Outline Drawings

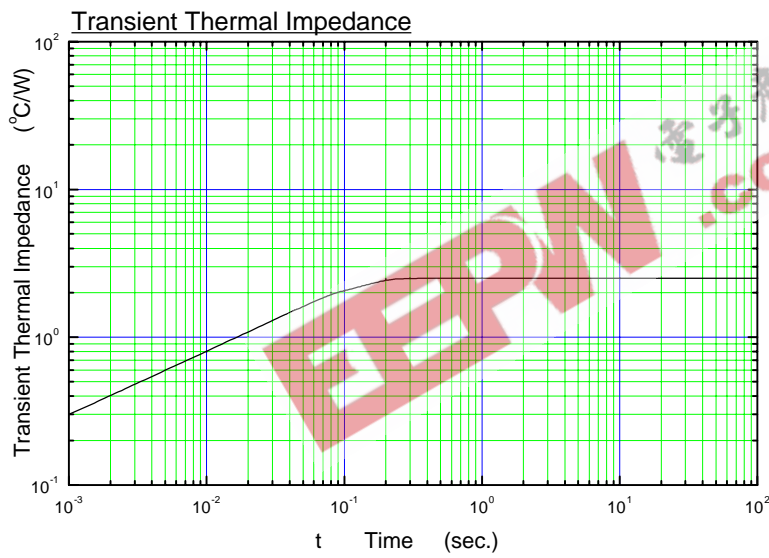
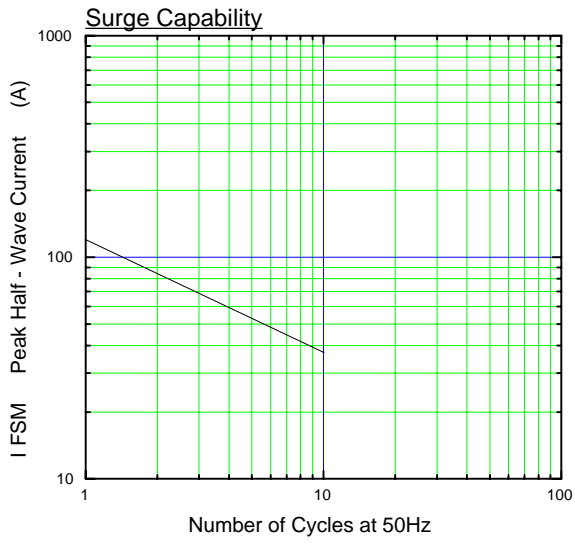


### Connection Diagram



Characteristics





电子产品世界  
EEPW.com.cn