



# YKC03-SERIES



- 3 WATTS REGULATED OUTPUT POWER
- 2:1 WIDE INPUT VOLTAGE RANGE
- INTERNATIONAL SAFETY STANDARD APPROVAL
- FIVE-SIDED SHIELD
- HIGH EFFICIENCY UP TO 80%
- STANDARD 24 PIN DIP PACKAGE & SMD TYPE PACKAGE
- OVER CURRENT PROTECTION

The YKC03 series offers 3 watts of output power from a package in an IC compatible 24pin DIP configuration without derating to 71°C ambient temperature. YKC03 series have 2:1 wide input voltage of 9-18, 18-36 and 36-75VDC. The YKC03 features 1600VDC of isolation, short-circuit protection and as well as five sided shielding. A safety designed meet to EN60950 and UL1950. All models are particularly suited to telecommunications, industrial, mobile telecom and test equipment applications.



UL E193009  
TUV R3-50007936  
CB JPTUV-003641  
CE MARK

## TECHNICAL SPECIFICATION

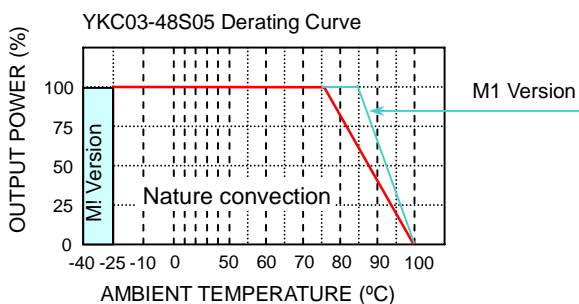
All specifications are typical at nominal input, full load and 25°C otherwise noted

OUTPUT SPECIFICATIONS		
Output power		3 Watts max
Voltage accuracy	Full load and nominal Vin	± 2%
Minimum load (Note 1)		10% of FL
Line regulation	LL to HL at Full Load	± 0.2%
Load regulation	25% to 100% FL Single	± 0.2%
	Dual	± 1%
Cross regulation	Asymmetrical load 25% / 100% FL	± 5%
Ripple and noise	20MHz bandwidth	50mVp-p
Temperature coefficient		±0.02% / °C, max
Transient response recovery time	25% load step change	200uS
Over load protection	% of FL at nominal input	180% typ
Short circuit protection		Continuous, automatic recovery
INPUT SPECIFICATIONS		
Input voltage range	12V nominal input	9 – 18VDC
	24V nominal input	18 – 36VDC
	48V nominal input	36 – 75VDC
Input filter		PI type
Input surge voltage 100mS max	12V input	36VDC
	24V input	50VDC
	48V input	100VDC
Input reflected ripple (Note 2)	Nominal Vin and full load	20mA <sub>p-p</sub>
Start up time	Nominal Vin and constant resistor load	350mS typ

GENERAL SPECIFICATIONS		
Efficiency		See table
Isolation voltage	Input to Output	1600VDC, min
	Input(Output) to Case DIP	1600VDC, min
	SMD	1000VDC, max
Isolation resistance		10 <sup>9</sup> ohms, min
Isolation capacitance		300pF, max
Switching frequency		300KHz, typ
Design meet safety standard		UL1950, EN60950
Case material		Nickel-coated copper
Base material		Non-conductive black plastic
Potting material		Epoxy (UL94-Vo)
Dimensions		1.25 X 0.80 X 0.40 Inch (31.8 X 20.3 X 10.2 mm)
Weight	DIP	16g (0.55oz)
	SMD	18g (0.62oz)
MTBF (Note 3)		3.139 x 10 <sup>6</sup> hrs

ENVIRONMENTAL SPECIFICATIONS		
Operating temperature range	Standard	-25°C ~ +85°C (with derating)
	M1 (Note 4)	-40°C ~ +85°C (non-derating)
Maximum case temperature		100°C
Storage temperature range		-55°C ~ +105°C
Thermal impedance	Nature convection	20°C/Watt
Thermal shock		MIL-STD-810D
Vibration		10~55Hz, 2G, 30minutes along X,Y and Z
Relative humidity		5% to 95% RH

EMC CHARACTERISTICS		
Conducted emissions	EN55022	Level A
Radiated emissions	EN55022	Level A
ESD	EN61000-4-2	Perf. Criteria2
Radiated immunity	EN61000-4-3	Perf. Criteria2
Fast transient	EN61000-4-4	Perf. Criteria2
Surge	EN61000-4-5	Perf. Criteria2
Conducted immunity	EN61000-4-6	Perf. Criteria2

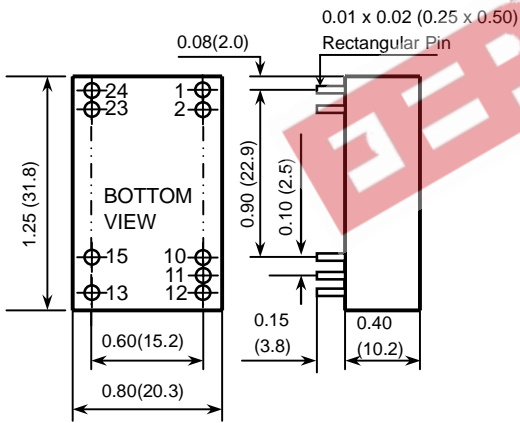




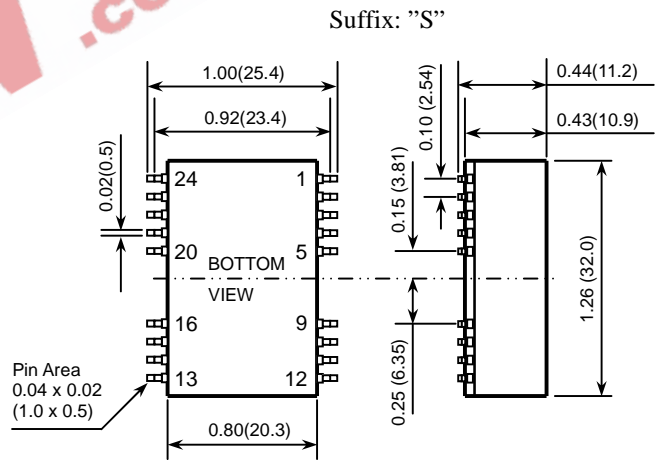
Model Number	Input Range	Output Voltage	Output Current	Input Current <sup>(5)</sup>	Eff <sup>(6)</sup> (%)	Capacitor <sup>(7)</sup> Load max
YKC03-12S05	9 – 18 VDC	5 VDC	500mA	290mA	76	1000uF
YKC03-12S12	9 – 18 VDC	12 VDC	250mA	329mA	80	220uF
YKC03-12S15	9 – 18 VDC	15 VDC	200mA	334mA	79	150uF
YKC03-12D05	9 – 18 VDC	± 5 VDC	± 250mA	290mA	76	± 470uF
YKC03-12D12	9 – 18 VDC	± 12 VDC	± 125mA	334mA	79	± 100uF
YKC03-12D15	9 – 18 VDC	± 15 VDC	± 100mA	334mA	79	± 68uF
YKC03-24S05	18 – 36 VDC	5 VDC	500mA	151mA	73	1000uF
YKC03-24S12	18 – 36 VDC	12 VDC	250mA	169mA	78	220uF
YKC03-24S15	18 – 36 VDC	15 VDC	200mA	171mA	77	150uF
YKC03-24D05	18 – 36 VDC	± 5 VDC	± 250mA	151mA	73	± 470uF
YKC03-24D12	18 – 36 VDC	± 12 VDC	± 125mA	174mA	76	± 100uF
YKC03-24D15	18 – 36 VDC	± 15 VDC	± 100mA	171mA	77	± 68uF
YKC03-48S05	36 – 75 VDC	5 VDC	500mA	76mA	73	1000uF
YKC03-48S12	36 – 75 VDC	12 VDC	250mA	83mA	79	220uF
YKC03-48S15	36 – 75 VDC	15 VDC	200mA	82mA	80	150uF
YKC03-48D05	36 – 75 VDC	± 5 VDC	± 250mA	76mA	73	± 470uF
YKC03-48D12	36 – 75 VDC	± 12 VDC	± 125mA	85mA	78	± 100uF
YKC03-48D15	36 – 75 VDC	± 15 VDC	± 100mA	86mA	77	± 68uF

**Note**

- The YKC03 series required a minimum 10% loading on the output to maintain specified regulation. Operation under no-load condition will not damage these devices, however they may not meet all listed specification.
- Simulated source impedance of 12uH. 12uH inductor on series with + Vin.
- BELLCORE TR-NWT-000332. Case I: 50% Stress, Temperature at 40°C. (Ground fixed and controlled environment)
- M1 version is more efficient, therefore, it can be operated in a more extensive temperature range than standard.
- Maximum value at nominal input voltage and full load of standard type.
- Typical value at nominal input voltage and full load.
- Test by minimum Vin and constant resistor load.



- All dimensions in Inches (mm)
- Pin pitch tolerance ±0.014(0.35)



Suffix: "S"

DIP PIN CONNECTION					
PIN	SINGLE	DUAL	PIN	SINGLE	DUAL
1	+ INPUT	+ INPUT	24	- INPUT	- INPUT
2	+ INPUT	+ INPUT	23	- INPUT	- INPUT
10	NC	COMMON	15	NC	+ OUTPUT
11	NC	COMMON			
12	- OUTPUT	NC	13	+ OUTPUT	- OUTPUT

SMD PIN CONNECTION					
PIN	SINGLE	DUAL	PIN	SINGLE	DUAL
1	+ INPUT	+ INPUT	24	- INPUT	- INPUT
2	+ INPUT	+ INPUT	23	- INPUT	- INPUT
10	NC	COMMON	15	NC	+ OUTPUT
11	NC	COMMON			
12	- OUTPUT	NC	13	+ OUTPUT	- OUTPUT
Others	NC	NC	Others	NC	NC