

YG811S09R

(90V / 5A TO-220F15)

SCHOTTKY BARRIER DIODE

Features

- Low V_F
- Super high speed switching.
- High reliability by planer design.

Applications

- High speed power switching.

Maximum Ratings and Characteristics

- Absolute Maximum Ratings

Item	Symbol	Conditions	Rating	Unit
Repetitive peak reverse voltage	V_{RRM}		90	V
Repetitive peak surge reverse voltage	V_{RSM}	$t_w=500ns$, duty=1/40	100	V
Isolating voltage	V_{iso}	Terminals to Case, AC. 1min.	1500	V
Average output current	I_o	duty=1/2, $T_c=116^\circ C$ Rectangl wave	5	A
Suege current	I_{FSM}	Sine wave 10ms	80	A
Operating junction temperature	T_j		-40 to +150	$^\circ C$
Storage temperature	T_{stg}		-40 to +150	$^\circ C$

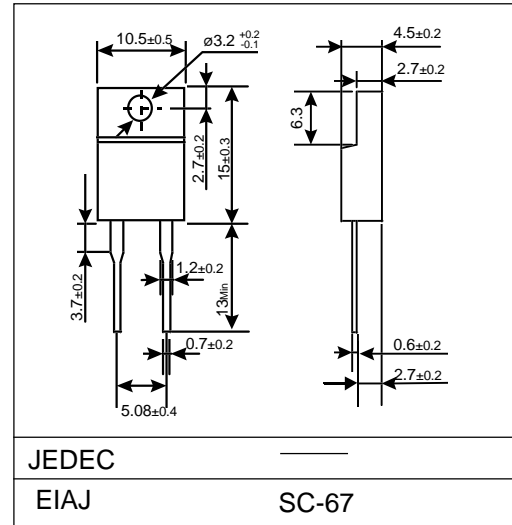
- Electrical Characteristics ($T_a=25^\circ C$ Unless otherwise specified)

Item	Symbol	Conditions	Max.	Unit
Forward voltage drop	V_F	$I_F=4.0A$	0.9	V
Reverse current	I_R	$V_R=V_{RRM}$	5.0	mA
Thermal resistance	$R_{th(j-c)}$	Junction to case	5.0	$^\circ C/W$

- Mechanical Characteristics

Mounting torque	Recommended torque	0.3 to 0.5	N · m
Weight		2.3	g

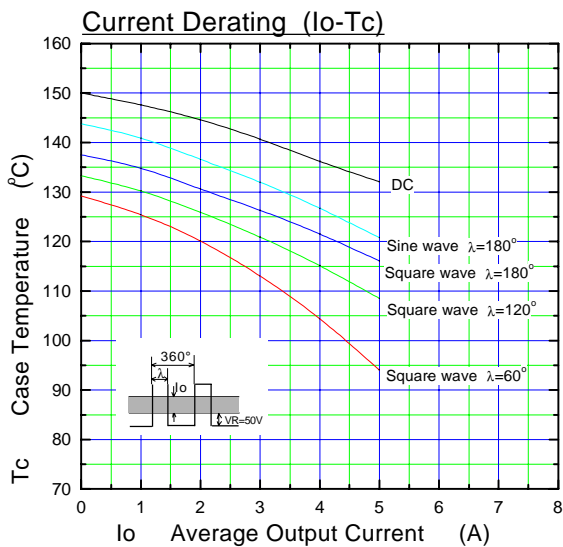
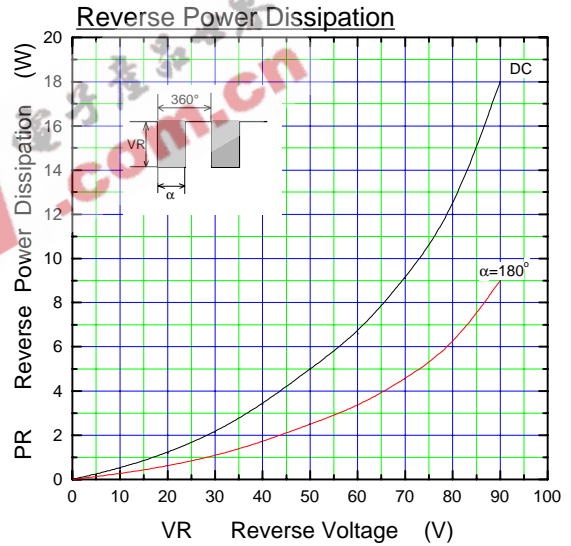
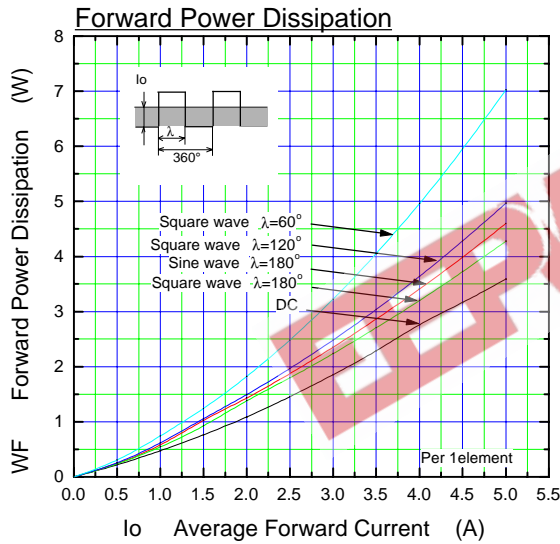
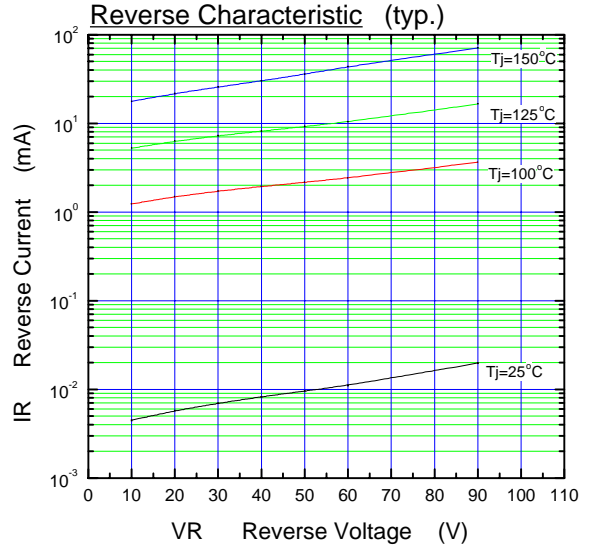
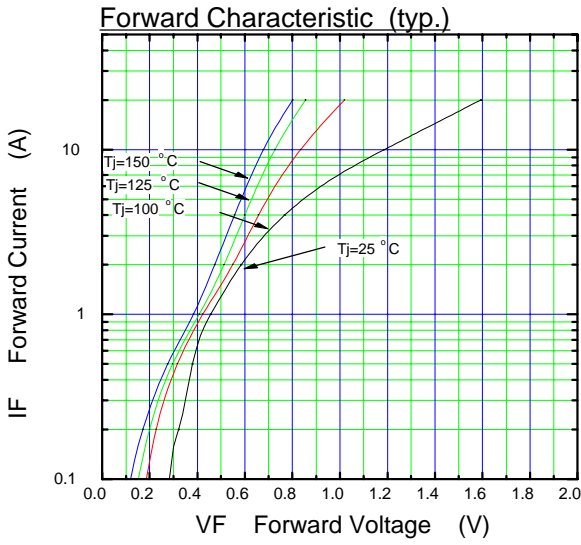
Outline Drawings



Connection Diagram



■ Characteristics



λ : Conduction angle of forward current for each rectifier element
 I_o : Output current of center-tap full wave connection

