

3.96mm (0.156") PITCH CONNECTOR

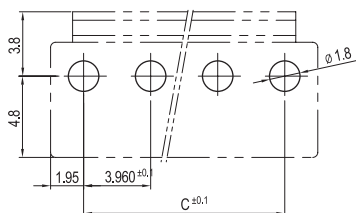
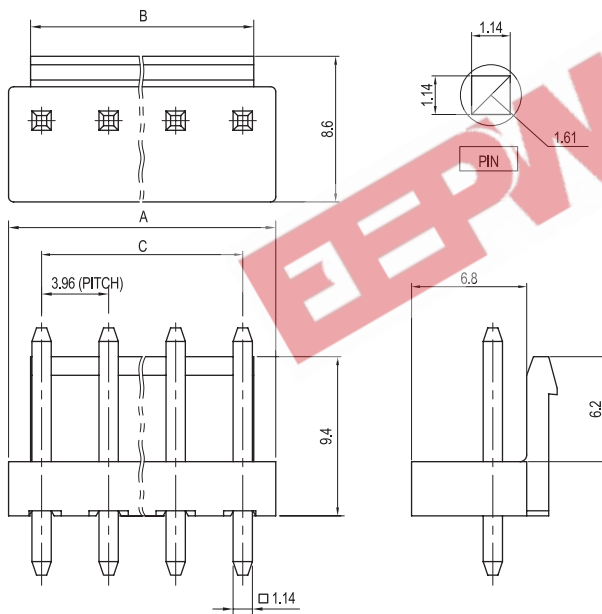
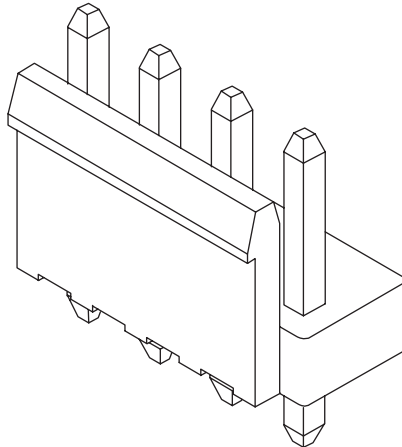


Wire-to-Board
Wafer

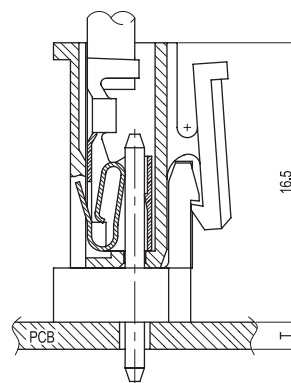
YW396-NNV Series

DIP

Straight



PCB LAYOUT



PCB ASSY

Material

I/NO	DESCRIPTION	TITLE	MATERIAL
1	WAFER	YW396-NNV	PA66, UL94 V Grade
2	PIN		Brass & Tin-Plated

Available Pin

PARTS NO.	DIM. A	DIM. B	DIM. C
YW396-02V	7.86	5.26	3.96
YW396-03V	11.82	9.22	7.92
YW396-04V	15.78	13.18	11.18
YW396-05V	19.74	17.14	15.84
YW396-06V	23.70	21.10	19.80
YW396-07V	27.66	25.06	23.76
YW396-08V	31.62	29.02	27.72
YW396-09V	35.58	32.98	31.68
YW396-10V	39.54	36.94	35.64
YW396-11V	43.14	40.90	39.60
YW396-12V	47.10	44.86	43.56
YW396-13V	51.06	48.82	47.52
YW396-14V	55.02	52.78	51.48
YW396-15V	58.98	56.74	55.44

◆ YW396-NN*V

- 1) "A" : Blank Pin No. of odd only.
- 2) "Numeral" : Blank Pin No.

Specification

ITEM	SPEC
Voltage Rating	AC/DC 250V
Current Rating	AC/DC 7.5A
Operating Temperature	-25℃~+85℃
Contact Resistance	30mΩ MAX
Withstanding Voltage	AC1500V/1min
Insulation Resistance	1000MΩ MIN
Applicable Wire	-
Applicable P.C.B	1.2~1.6mm
Applicable FPC/FFC	-
Solder Height	-
Crimp Tensile Strength	-
UL FILE NO	E108706