

Formosa MS

Z110
THRU
Z330

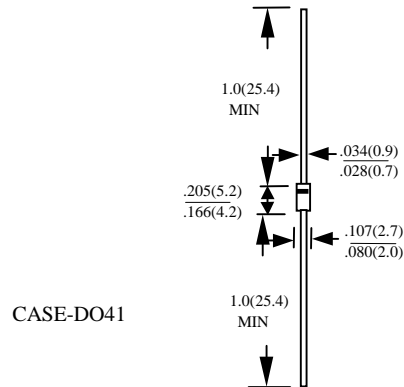
1WATT ZENER DIODE

FEATURES

- PLASTIC PACKAGE HAS UNDERWRITERS LABORATORY FLAMMABILITY CLASSIFICATION 94V-0
- LOW ZENER IMPEDANCE
- EXCELLENT CLAMPING CAPABILITY

MECHANICAL DATA

- CASE : MOLDED PLASTIC
- TERMINALS : AXIAL LEADS, SOLDERABLE PER MIL-STD-202, METHOD 208
- POLARITY : COLOR BAND DENOTES CATHODE
- MOUNTING POSITION : ANY
- WEIGHT : 0.34 GRAM



CASE-DO41

DIMENSIONS IN INCHES AND (MILLIMETERS)

MAXIMUM RATINGS AND ELECTRICAL CHARACTERISTICS
RATINGS AT 25°C AMBIENT TEMPERATURE UNLESS OTHERWISE SPECIFIED
STORAGE AND OPERATING TEMPERATURE RANGE -55 TO + 150°C

ELECTRICAL CHARACTERISTICS (TA=25°C UNLESS OTHERWISE NOTED) VF=1.2V MAX, IF = 200mA FOR ALL TYPES

TYPE	ZENER BREAKDOWN VOLTAGE	DYNAMIC IMPEDANCES @ 25°C TA				MAXIMUM REVERSE CURRENT @ MEASUREMENT VOLTAGE AND 25°C TA		MAXIMUM FORWARD VOLTAGE @25°C TA @IF=1.0A	
		V _Z	I _{ZT}	Z _{ZT}	I _{ZK}	Z _{ZK}	V _R		I _R
		V	mA	ohms	mA	ohms	V		μA
Z110	110	5	750	0.25	5000	80	0.5	1.0	
Z115	115	5	750	0.25	5000	85	0.5	1.0	
Z120	120	5	850	0.25	5000	90	0.5	1.0	
Z130	130	5	1000	0.25	5000	95	0.5	1.0	
Z140	140	5	1200	0.25	5000	105	0.5	1.0	
Z150	150	5	1300	0.25	5000	110	0.5	1.0	
Z160	160	5	1500	0.25	5000	120	0.5	1.0	
Z170	170	5	2200	0.25	5000	130	0.5	1.0	
Z180	180	5	2200	0.25	5000	140	0.5	1.0	
Z190	190	5	2500	0.25	5000	150	0.5	1.0	
Z200	200	5	2500	0.25	8000	165	0.5	1.0	
Z210	210	5	5000	0.25	9000	165	0.5	1.0	
Z220	220	5	5000	0.25	9000	170	0.5	1.0	
Z230	230	5	5000	0.25	9000	175	0.5	1.0	
Z240	240	5	5000	0.25	9000	180	0.5	1.0	
Z250	250	5	5000	0.25	9000	190	0.5	1.0	
Z260	260	5	5000	0.25	9000	195	0.5	1.0	
Z270	270	5	5000	0.25	9000	200	0.5	1.0	
Z280	280	5	5000	0.25	9000	210	0.5	1.0	
Z290	290	5	5000	0.25	9000	215	0.5	1.0	
Z300	300	5	5000	0.25	9000	220	0.5	1.0	
Z310	310	5	5000	0.25	9500	225	0.5	1.0	
Z320	320	5	5000	0.25	9500	233	0.5	1.0	
Z330	330	5	5000	0.25	9500	240	0.5	1.0	

NOTE : STANDARD ± 20%, SUFFIX "A" ± 10%, SUFFIX "B" ± 5%

RATING AND CHARACTERISTIC CURVES Z110 THRU Z330

FIG. 1 - MAXIMUM CONTINUOUS POWER DISSIPATION

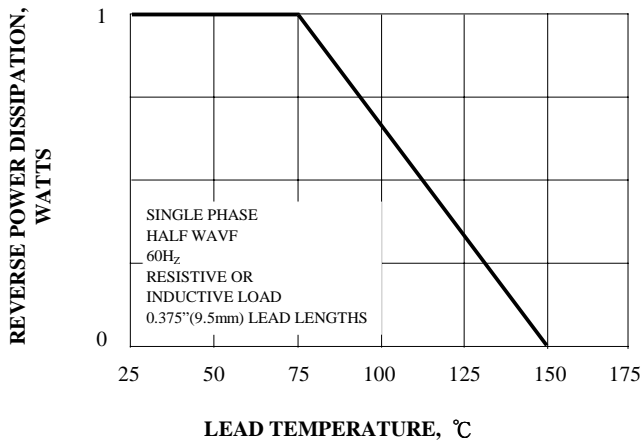


FIG. 2 - ZENER VOLTAGE VERSUS ZENER CURRENT

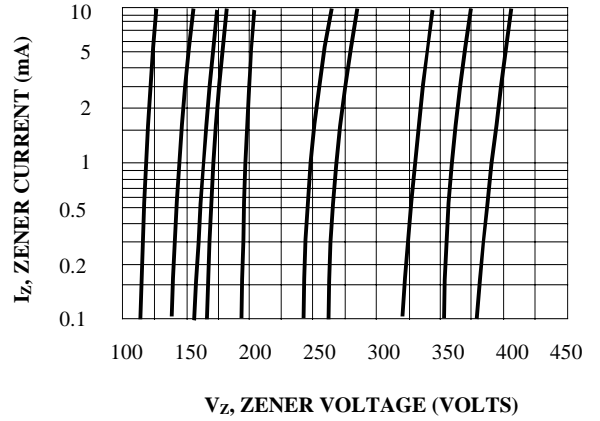


FIG. 3 - TYPICAL INSTANTANEOUS FORWARD CHARACTERISTICS

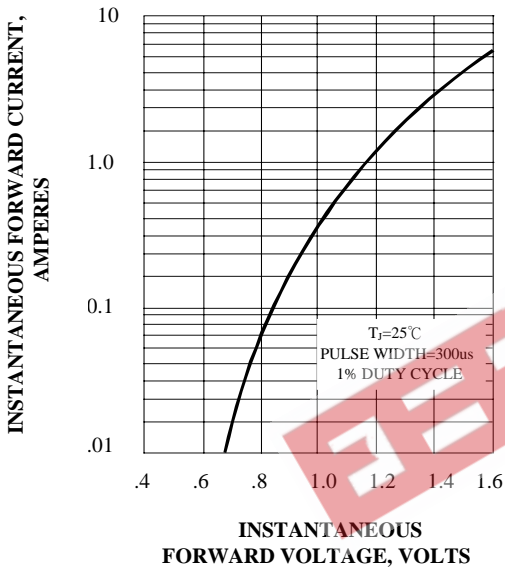


FIG. 4 - TYPICAL REVERSE CHARACTERISTICS

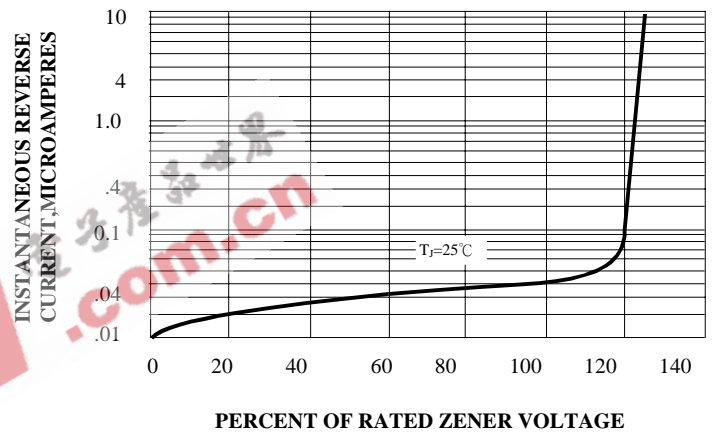


FIG. 5 - TYPICAL TEMPERATURE COEFFICIENTS

